

4.10 Script for Adminstrating Grade 3 Mathematics

The administration script under Section 4.10.1 will be used for all units of the Grade 3 Mathematics Test.

On the first read through, TAs are required to adhere to the scripts provided in this manual for administering the CCRS summative assessment. Read word-for-word the bold instructions in each SAY box to students. You may not modify or paraphrase the wording in the SAY boxes. Some of the SAY boxes are outlined with a dashed line and should ONLY be read aloud if they are applicable to your students. Some directions may differ slightly by unit and are noted within the administration script.

4.10.1 Grade 3 – Mathematics – All Units

Unit	Unit Testing Time	Required Materials	Start Time	Stop Time
Units 1–3	Grade 3: 60 Minutes	<ul style="list-style-type: none"> • Test booklets • Rulers • Pencils • Scratch paper 		
End of all Units – Students Stop				

Instructions for Preparing to Test

Kódiní	<p>Dííjj, éí Ahíná’iiltááh Bíhwiini’áq’ígíí bína’ídíkidgo dínóol’jjt.</p> <p>T’áádoole’é atsinilt’ish yee deiyíjeehígíí ta’ sínídahígi nanijaahgo éí doo bee haz’áq da. Bee hane’í bee hojilne’, bee saad ałch’j’ ádajil’j, eda’jile’, dóo internet biyi’góo nazhnitá doo bee haz’áq da. Atinilt’ish yee deiyíjeehígíí doo bee lá da ádaat’éhígíí, bee hane’í da éí anídanigiz dóo yadidílnih. Atinilt’ish yee deiyíjeehígíí doo nich’j’ lá dago díí test baa na’aldeehgo nanijaahgo éí test ínilaaígíí doo yídóoltah da.</p>
---------------	---

If a student raises his or her hand, collect the electronic device (or follow your school DoDEA policy) and store it until the unit is complete. Certain electronic devices may be allowed for accommodations purposes only during testing. Contact your STC if you have questions regarding electronic devices.

Kódiní	<p>T’áádoo íts’a’í nahísóotá bee test ádadoolííígíí naashnih biná.</p>
---------------	---

Distribute scratch paper, wooden No. 2 pencils, and approved accessibility/accommodations tools, if needed for certain students. Then, distribute all test materials (see required materials list above).

Kódiní	<p>Unit 1 dáq’: Alájjj’ dóo akéédóo nízhí’ ádííííí test booklet hódahgo Box A góne’.</p> <p>Unit 2 doodago 3 binídinilnishgo: Alájjj’ dóo akáqádóo nízhí’ test booklet hódahdi bikáá’ ánílééh dóo answer bikáá’ ádaalne’ígíí Box A biyi’góne’ ánílééh.</p>
---------------	--

Make sure that each student has written his or her name on the test booklet.

Instructions for Administering All Units

Kódíní Naaltsoos bibaḡḡjigo bé'áshjéé'ígíí bee test booklet ḡḡ'ánílééh test booklet Unit __ (unit bina'anishígíí) áłtségo'ne' siltsoozígíí áádóó saad níńí'jigo nináát yínishta' doo.

Dííjį́ éí Unit __ (unit bikáá' ánílééh) Tá á ' wó lta'gó ne' Ahí na'iiltá á h bí hoo'áq' bí na'í dí kidí gí í . Bee ahíná'iiltááh, calculator éí doo choidíí'jį́ da.

Saad dahnaazhjaa'ígíí dóó na'ídíkid éí dayídoolta. Answer ádaa'go nída'asdzoogíí t'áá át'é deidooshį́. Ná'ásdzooígíí bilááhgóó éí doo hada'aszogo ájiléeḡ da. Answer taḡo ájiléeḡo éí áłtsé answer ájiilaayéḡ k'éé'jį́chxḡḡ.

Na'ídíkidígíí ta' bína'idéekidígíí baa hółne'go, response, bikáá' ánílééh nididooniit. Báá hółne'go ánílééhígíí éí test booklet biyi' bá haz'ánígóne' ádííłíit. Response bá haz'ánígóne' ádaalyaaígíí t'éiyá yídóolta.

Bína'idíkidígíí answer doo nił bééhózin dago, éí t'óó náás díínáát. T'ahdoo e'elkeedgóó attso iinilaago answer ádeinilaagíí nídadíníł'jį́ dóó na'ídíkid t'áadoo answer ádeinilaayéḡ nídíńíł'jį́ díí unit binishínílnishígíí t'éí ááh ha'ní.

Naaltsoos áhíłtaád kodóó t'áá yínishta'go.

Answer Grid binidíłnishígíí binanihí dínéeshtjį́.

1. Ahíná'iiltááh, Mathematics, bee binidíłnishígíí, problem binidíłnish dóó answer bik'í díníłtaát.
2. Grid bidei di dik'áḡo ná'ásdzo éí answer biyi'góne bikáá' ádííłíit.
3. Number éí doodago symbol t'áátá'igo bikáá' ádííłíit. Answer ánílééhígíí. Answer bita'góne' t'áá haz'áḡo óóle'lágo.
4. Dik'áḡo ná'ásdzooígíí bitł'áahgi ná'ásdzo éí number doodago symbol bikáá' iinilaa éí beelt'éhígíí.
5. Dik'áḡo ná'ásdzo doo choisíníł'jį́dígíí bitł'áahgi ná'ásdzooígíí biyi'di doo jiishjį́h da.
6. Kwe'é hóyahgi answer grid choo'ínígíí yína'níłtin éí díníł'jį́.


Kódíní Díí test booklet bik'ehgo binidíłnishígíí éí kojį́ attso.

Test booklet bikáagi GO ON bikáago, éí ahidíłtał dóó binaniłnish doo. STOP bikáa'go éí doo náásgóó binijilnish da, DOO náás dahjidiigháah da t'áadoo ákónílééh níńí.

GO ON dóó STOP baa hane'go board bikáá'.


T'ahdoo baa ilkeedí díí unit attso iinilaago dóó binishínílnishyéḡ nidaníń'jį́go yadidíłnish áádóó bee test iinilaagíí náhideeshłah. Éí t'áá attso náháláago éí doo baa náhonít'í da.

Read from OPTION A, B, or C below based on local policy (refer to your STC).

	A góne' Answer ádeinilaagíí altso yah íínínilgo, t'áadoo íits'a'í sínídáa doo unit ííftsojj'.
	B góne' Answer ádeinilaagíí altso yah íínínilgo, ni'deeshnih.
	C góne' Answer ádeinilaagíí altso yah íínínilgo, naaltsoos da yínífta' doo éí doodago naaltsoos nich'j' bee lánígíí yínífta'go unit ííftsojj'.

	Ha'át'íi da daats'í bína'idíftkid?
---	---

Answer student questions.

	Díí unit éí hastáadiin dah'alzhinj' altso ádííliif. Neeznáa dah'alzhin yidziingo bee nihit hodeeshnih. K'ad binanilnish.
---	---

Write the starting time and stopping time in the timing box (Figure 3.0 Timing Box Example).

Actively proctor while students are testing:

- Redirect students as necessary (Section 4.6.2).
- Collect test materials as students complete testing (Section 4.8.1).
- If students have questions about an item, tell them, "Do the best you can."
- If students indicate that a test item seems irregular, refer to Section 4.6.4.

Instructions for Taking a Break During Testing

The following are permitted during test administration at the discretion of the TA:

- One stretch break of up to three minutes for the entire classroom during testing for each unit. The stopping time should be adjusted by no more than three minutes if there is a stretch break.
- Individual restroom breaks during testing (do not adjust stop time).

The following security measures must be followed:

- Students must be supervised at all times during breaks.
- Test booklets must be closed or covered.
- Students are not permitted to talk to each other during testing or breaks during testing.
- Students are not permitted to use electronic devices, play games or engage in activities that may compromise the validity of the test.

If taking a three-minute stand and stretch break during the unit:

Kódíní

Áłtsé ní'ádaałééh naaltsoos bik'i' na'agazí test booklet biih niłtsóós, dóó atch'í' ánilééh. Táá' dah'alzhinjí' deidiidzjíł dóó nihiinídadooch'i. T'áadoo yádaati'í doo.

After taking a classroom break, ensure students open their test booklets and continue testing where they left off.

Kódíní

Test booklet ąą'ádaałééh dóó test náásgóó binidaałnish.

Instructions for When 10 Minutes of Unit Time Remain

When 10 minutes of unit time remain,

Kódíní

Neeznáá dah'alzhin yidziih.

Continue to actively proctor while students are testing.

Instructions for Ending the Unit

When the unit time is finished,

Kódíní

Binidaałnishígíí ní' ádaałééh. Testing bá hoo'a'yéę bíighah azlíj'. Test booklet atch'í' ádaałééh.

Test booklet nihízhí' dabikáa'doo íishjáán. Bee test ádaałééhígíí náhideeshtah.

- Collect test booklets, scratch paper, testing tools, and accessibility/accommodations tools (as needed) from students.
- Return all test materials to your STC. Report any missing materials and absent students.
- Report any testing irregularities to your STC.

If you are administering more than one unit in the same day, allow students to take a short break (e.g., restroom break, stretch break) or an extended break (e.g., lunch). Once students have returned and are seated, read the script to move onto the next unit.

4.11 Script for Administering Mathematics

The administration script under Section 4.11.1 will be used for all units of the Grades 4 and 5 mathematics test.

On the first read through, TAs are required to adhere to the scripts provided in this manual for administering the CCRS summative assessment. Read word-for-word the bold instructions in each SAY box to students. You may not modify or paraphrase the wording in the SAY boxes. Some of the SAY boxes are outlined with a dashed line and should ONLY be read aloud if they are applicable to your students. Some directions may differ slightly by unit and are noted within the administration script.

4.11.1 Grades 4 and 5 Mathematics – All Units

Unit	Unit Testing Time	Required Materials	Start Time	Stop Time
Units 1–3	Grades 4 and 5: 60 Minutes	<ul style="list-style-type: none"> • Test booklets • Answer documents • Mathematics reference sheets (grade 5 only) • Rulers and protractors • Pencils • Scratch paper 		
End all Units – Students Stop				

Instructions for Preparing to Test

Kódíni	<p>Dííjj, éí Ahíná’iiltááh Bíhwiinił’áą’ígíí bína’ídíkídgo dínool’jít.</p> <p>T’áadoole’é atsinilt’ish yee deiyíjeehígíí ła’ sínídahígi nanijaahgo éí doo bee haz’áą da. Bee hane’í bee hojilne’, bee saad atch’j’ ádajil’j, eda’jile’, dóó internet biyi’góó nazhni tá doo bee haz’áą da. Atinilt’ish yee deiyíjeehígíí doo bee ła da ádaat’éhígíí, bee hane’í da éí anídanigiz dóó yadidílnih. Atinilt’ish yee deiyíjeehígíí doo nich’j’ ła dago díí test baa na’aldeehgo nanijaahgo éí test ínilaaígíí doo yídóoltah da.</p>
---------------	---

If a student raises his or her hand, collect the electronic device (or follow your school DoDEA policy) and store it until the unit is complete. Certain electronic devices may be allowed for accommodations purposes only during testing. Contact your STC if you have questions regarding electronic devices.

Kódíni	<p>T’áádoo íits’a’í nahísóotą bee test ádadoolííígíí naashniih biná.</p>
---------------	---

Distribute scratch paper, wooden No. 2 pencils, and approved accessibility/accommodations tools, if needed for certain students. Then, distribute all test materials (see required materials list above).

Kódíni	<p>Unit 1 binídinilnishgo: Aląajj’ dóó akąądóó nízhi’ test booklet hódahdi bikáá’ ánilééh dóó answer bikáá’ ádaalne’ígíí Box A biyi’góne’ ánilééh.</p> <p>Unit 2 doodago ą binídinilnishgo: Aląajj’ dóó akąądóó nízhi’ test booklet hódahdi bikáá’ ánilééh dóó answer bikáá’ ádaalne’ígíí Box A biyi’góne’ ánilééh.</p>
---------------	---

Make sure that each student has written his or her name on the test booklet and answer document.

Instructions for Administering All Units

Kódíní Naaltsoos bibaḡḡjigo bé'áshjéé'ígíí bee test booklet ḡḡ'ánílééh test booklet Unit __ (unit bina'anishígíí) áłtségo'ne' siltsoozígíí áádóó saad níí'jigo nínaát yínishta' doo.

Dííj'í éí Unit __ (unit bina'anishígíí) __ (dǰǰ' doodago ashdla' wólta' — díkwíshǰǰ' wólta'ígíí ánílééh) wólta'góné' Ahíná'iiltááh bíhwiini'ḡḡ'ígíí bee nidíílnish. Bee ahíná'iiltááh, calculator éí doo choidíí'jǰ' da.

Saad dahnaazhja'ígíí dóó na'ídíkíd éí dayídóolta. Answer ádaate'go nída'asdzoozígíí t'áá át'é deidooshǰǰ'. Ná'ásdzoozígíí bilááhgóó éí doo hada'aszogo ájiléeh da. Answer ḡḡḡo ájiléehgo éí áłtsé answer ájilaayéḡ k'éé'jǰ'fchxqḡh.

Na'ídíkídígíí ḡa' bína'idéékídígíí baa hólne'go, response, bikáá' ánílééh nididooniit. Báá hólne'go ánílééhígíí éí test booklet biyi' bá haz'ánígóné' ádííííí. Response bá haz'ánígóné' ádaalyaaígíí t'éiyá yídóolta.

Bína'idíkídígíí answer doo niḡ bééhózin dago, éí t'óó náás díináát. T'ahdoo e'elkeedgóó atso ínilaago answer ádeinilaagíí nídadíníí'jǰ' dóó na'ídíkíd t'áadoo answer ádeinilaayéḡ nídíííí'jǰ' díí unit binishínílnishígíí T'Éí ááh ha'ní. Kojǰ' ííniyaago binanilnishígíí NI' ádííííí.

Naaltsoos áhíłtaád kodóó t'áá yínishta'go.

Answer Grid binidíílnishígíí binanihí dínéeshtǰǰ'.

1. Ahíná'iiltááh, Mathematics, bee binidíílnishígíí, problem binidíílnish dóó answer bik'í dínííłtaát.
2. Grid bidei di dik'ḡḡgo ná'ásdzo éí answer biyi'góné bikáá' ádííííí.
3. Number éí doodago symbol t'áálá'igo bikáá' ádííííí. Answer ánílééhígíí. Answer bita'góné' t'áá haz'ḡḡgo óóle'lágo.
4. Dik'ḡḡgo ná'ásdzoozígíí bitl'áahgi ná'ásdzo éí number doodago symbol bikáá'ínilaa éí beett'éhígíí.
5. Dik'ḡḡgo ná'ásdzo doo choisíníí'jǰ'ígíí bitl'áahgi ná'ásdzoozígíí biyi'di doo jǰ'ishǰǰ' da.
6. Answer ádanile'go number t'áá bighḡḡdí ánéelt'e', fraction, éí answer biyi'di bikáá' ázhdoolíí da, éí ákót'éego doo há wólta' da. number t'áá bighḡḡdí ánéelt'e', fraction, decimal bee ájilaago éí há wólta'.
7. Kwe'é hóyahgi answer grid choo'ínígíí yína'niłtin éí díníí'jǰ'.


Kódíní Kojǰ' bik'ehgo test booklet binidíílnishígíí atso ályaa doo.

Test booklet bikáagi GO ON bikáago, éí ahidííłtał dóó binanilnish doo. STOP bikáago éí doo náásgóó binijilnish da, DOO náás dahjidiigháah da t'áadoo ákónílééh níí.

GO ON dóó STOP baa hane'go board bikáá'.


T'ahdoo baa ílkeedí díí unit atso ínilaago dóó binishínílnishyéḡ nidaníí'jǰ'go yadidíílnih áádóó bee test ínilaagíí náhideeshḡḡ. Éí t'áá atso náháláago éí doo baa náhonít'i' da.

Read from OPTION A, B, or C below based on local policy (refer to your STC).

	A góne' Answer ádeinilaagíí altso yah íínínilgo, t'áadoo íits'a'í sínídáa doo unit ííftsojj'.
	B góne' Answer ádeinilaagíí altso yah íínínilgo, ni'deeshnih.
	C góne' Answer ádeinilaagíí altso yah íínínilgo, naaltsos da yínífta' doo éí doodago naaltsos nich'j' bee lánígíí yínífta'go unit ííftsojj'.

	Ha'át'íi da daats'í bína'idíftkid?
---	---

Answer student questions.

	Díí unit éí hastádiin dah'alzhinj' altso ádííliif. Neeznáá dah'alzhin yidziingo bee nihit hodeeshnih. K'ad binanilnish.
---	--

Write the starting time and stopping time in the timing box (Figure 3.0 Timing Box Example).

Actively proctor while students are testing:

- Redirect students as necessary (Section 4.6.2).
- Collect test materials as students complete testing (Section 4.8.1).
- If students have questions about an item, tell them, "Do the best you can."
- If students indicate that a test item seems irregular, refer to Section 4.6.4.

Instructions for Taking a Break During Testing

The following are permitted during test administration at the discretion of the TA:

- One stretch break of up to three minutes for the entire classroom during testing for each unit. The stopping time should be adjusted by no more than three minutes if there is a stretch break.
- Individual restroom breaks during testing (do not adjust stop time).

The following security measures must be followed:

- Students must be supervised at all times during breaks.
- Test booklets and answer documents must be closed or covered.
- Students are not permitted to talk to each other during testing or breaks during testing.
- Students are not permitted to use electronic devices, play games or engage in activities that may compromise the validity of the test.

If taking a three-minute stand and stretch break during the unit:

Kódíni	Test binidaafnishígíí k'ad ní' ádaafééh, naaltsos bik'i na'agazí answer bikáá' ádaate'ígíí, answer document, bih dadootsos. Answer document éí test booklet bih dadootsos dóó test booklet atch'j' ádadoolíí. Táá' dah'alzhinj' t'áádoó íits'a'í nidahísíitáago hodidoonaat. Doo yádajitti' da.
---------------	---

After taking a classroom break, ensure students open their test booklets and answer documents and continue testing where they left off.

Kódíni	Test booklets dóó answer documents aq'ádaafééh dóó test náasjj' binidaafnish.
---------------	---

Instructions for When 10 Minutes of Unit Time Remain

When 10 minutes of unit time remain,

Kódíni	Neeznáá dah'alzhin yidziih.
---------------	-----------------------------

Continue to actively proctor while students are testing.

Instructions for Ending the Unit

When the unit time is finished,

Kódíni	Nidaafnishígíí ní' ádaahfééh. Test bá hoo'a'ígíí altso bíighah azljjí. Test booklet dóó answer atch'j' ánídaahdlééh. Test bee ádaahfééhígíí náhideeshlah. Test booklet dóó answer document íishjáán nihízhí' dabikáa' doo. Test bee ádaahfééhígíí náhideeshlah.
---------------	--

- Collect all test materials from students.
- Return all test materials to your STC. Report any missing materials and absent students.
- Report any testing irregularities to your STC.

If you are administering more than one unit in the same day, allow students to take a short break (e.g., restroom break, stretch break) or an extended break (e.g., lunch). Once students have returned and are seated, read the script to move onto the next unit.


4.11.2 Grade 6, 7 and High School Mathematics – Unit 1

The administration script under Section 4.11.2 will be used for Unit 1 of the Grade 6, 7 and high school mathematics assessments. Refer to section 4.11.4 for the administration script for Grades 6, 7 and 8 Units 2 and 3 and high school Unit 2. The administration script for Unit 1 of the Grade 8 mathematics assessment can be found in Section 4.11.3.

On the first read through, TAs are required to adhere to the scripts provided in this manual for administering the CCRS summative assessment. Read word-for-word the bold instructions in each SAY box to students. You may not modify or paraphrase the wording in the SAY boxes. Some of the SAY boxes are outlined with a dashed line and should ONLY be read aloud if they are applicable to your students. Some directions may differ slightly by unit and are noted within the administration script.

Unit	Unit Testing Time	Required Materials	Start Time	Stop Time
Unit 1: Non-Calculator Section	Grade 6 and 7: 60 Minutes High School: 90 Minutes	<ul style="list-style-type: none"> • Test booklets • Answer documents • Mathematics reference sheets • Rulers and protractors (required for Grade 6 and 7) • Pencils • Scratch paper 		
Students Go On				
Unit 1: Calculator Section		<ul style="list-style-type: none"> • In addition to above, calculators 		
End of Unit 1 – Students Stop				

Instructions for Preparing to Test

 Kódiní	<p>Dííjj, éí Ahíná’iiltááh Bíhwiinił’áq’ígíí bína’ídíkido dínóol’jįt.</p> <p>T’áádoole’é atsinilt’ish yee deiyíjeehígíí ła’ sínídahígi nanijaahgo éí doo bee haz’áq da. Bee hane’í bee hojilne’, bee saad ałch’į’ ádajil’į, eda’jile’, dóo internet biyi’góo nazhnitá doo bee haz’áq da. Atinilt’ish yee deiyíjeehígíí doo bee ła da ádaat’éhígíí, bee hane’í da éí anídanigiz dóo yadidílnih. Atinilt’ish yee deiyíjeehígíí doo nich’į’ ła dago díí test baa na’aldeehgo nanijaahgo éí test ínilaaígíí doo yídóoltah da.</p>
---	---

If a student raises his or her hand, collect the electronic device (or follow your school DoDEA policy) and store it until the unit is complete. Certain electronic devices may be allowed for accommodations purposes only during testing. Contact your STC if you have questions regarding electronic devices.

 Kódiní	<p>T’áádoo íits’a’í nahísóotá bee test ádadoolíłígíí naashniih biná.</p>
---	---

Distribute scratch paper, wooden No. 2 pencils, and approved accessibility/accommodations tools, if needed for certain students. Then, distribute all test materials (see required materials list above).

 Kódiní	<p>Test booklet dóo answer document hódahdi nízhi’ alájj’ dóo akéédóóígíí bikáá’ ádaahte’.</p>
---	---

Make sure that each student has written his or her name on the test booklet and answer document.

Instructions for Administering Unit 1

Kódíní

Naaltsoos bibaḡḡhǰigo bé'áshjéé'ígíí bee test booklet ḡḡ'ánílééh test booklet Unit __ (unit bina'anishígíí) áłtséǵóne' siltsoozígíí áádóó saad níní'ǰigo nináát yínishta' doo.

Dííǰǰ éí Unit á __ (hastáǵá wólta' doodago díkwíishǰǰ wólta') wólta'ǵóne' Ahíná'iiltááh bíhwiini'áǵá'ígíí bee nidíílnish. Unit á éí sections naaki biyi'. Section á éí Bee ahíná'iiltááh, calculator éí doo choidíí'ǰǰ da. Section ḡ, éí bee ahíná'iiltááh choidíí'ǰǰ. Bee ahíná'iiltááh chojool'ǰigo binijilnish yileehdóó éí doo ná'táǵá' há anáhóót'i' da. Test bee há hoo'a'ǵóne' bee ahíná'iiltaah, calculator, doo choo'ǰǰ dóó t'áá choo'ǰǰ t'áá áłah attso ádííłíít.

Saad dahnaazhjaa'ígíí dóó na'ídíkíd éí dayídóolta. Answer ádaate'go nída'asdzoozígíí t'áá át'é deidooshǰǰ. Ná'ásdzoozígíí bílááhgóó éí doo hada'aszogo áǰíleeh da. Answer łahgo áǰíleehgo éí áłtsé answer áǰílaayéǰ k'éé'ǰíłchxǰh.

Na'ídíkídígíí ła' bína'ídéékídígíí baa hółne'go, response, bikáá' ánílééh nididooniit. Báá hółne'go ánílééhígíí éí test booklet biyi' bá haz'áníǵóne' ádííłíít. Response bá haz'áníǵóne' ádaalyaaígíí t'éiyá yídóolta.

Bína'ídíkídígíí answer doo nił bééhózin dago, éí t'óó náás díináát. T'ahdoo e'elkeedgóó attso ínilaago answer ádeinilaagíí nídadíníł'ǰǰ dóó na'ídíkíd t'áadoo answer ádeinilaayéǰ nídínił'ǰǰ díí unit binishílnishígíí T'ÉÍ ááh ha'ní. Kojǰ' íníyaago binanilnishígíí NI' ádiilíít.

Naaltsoos áhíłtáád kodóó t'áá yínishta'go.

Answer Grid binidíílnishígíí binanihí dínéeshtǰǰ.

1. Ahíná'iiltááh, Mathematics, bee binidíílnishígíí, problem binidíílnish dóó answer bik'í díníłtáát.
2. Grid bidei di dik'áǵago ná'ásdzo éí answer biyi'ǵóne bikáá' ádííłíít.
3. Number éí doodago symbol t'áátá'ǵo bikáá' ádííłíít. Answer ánílééhígíí. Answer bita'ǵóne' t'áá haz'áǵago óóle'łago.
4. Dik'áǵago ná'ásdzoozígíí bitł'áahgi ná'ásdzo éí number doodago symbol bikáá'ínilaa éí beett'éhígíí.
5. Dik'áǵago ná'ásdzo doo choisíníníł'ǰǰígíí bitł'áahgi ná'ásdzoozígíí biyi'di doo ǰiishǰǰh da.
6. Answer ádanile'go number t'áá bighaǵadí ánéelt'e', fraction, éí answer biyi'di bikáá' ázhdoolíít da, éí ákót'éego doo há wólta' da. number t'áá bighaǵadí ánéelt'e', fraction, decimal bee áǰílaago éí há wólta'.
7. Kwe'é hóyahgi answer grid choo'ínígíí yína'niłtin éí díníł'ǰǰ.

Grade 6, 7 and High School Mathematics Unit 1

Kódíní

Díí test booklet bik'ehgo binidíílnishígíí éí kojǰ' attso.


Test booklet bikáagi GO ON bikáago, éí ahidíłłtał dóó binanilnish doo. STOP bikáa'go éí doo náásgóó binijilnish da, DOO náás dahjidiigháah da t'áadoo ákónílééh níní.

GO ON dóó STOP baa hane'go board bikáá'.

T'ahdoo baa ílkeedí díí unit attso ínilaago dóó binishílnishyéǰ nidaníníł'ǰǰgo yadidíílnih áádóó bee test ínilaagíí náhideeshłah. Éí t'áá attso náháláago éí doo baa náhonít'i' da.


T'áadoo áajǰ' e'elkeedí attso ínilaago doo bee ahíná'iiltááh choo'ǰigo binishílnishígíí attso náníł'ǰǰgo yadidíílnih áko bee test binishílnishii nídidéeshnił. Bee test ínilaii t'áá náhálá'í éí ła' nínázhdidoolta da.

Read from OPTION A, B, or C below based on local policy (refer to your STC).

	A góne' Answer ádeinilaagíí altso yah íínínilgo, t'áadoo íits'a'í sínídáa doo unit ííftsojj'.
	B góne' Answer ádeinilaagíí altso yah íínínilgo, ni'deeshnih.
	C góne' Answer ádeinilaagíí altso yah íínínilgo, naaltsos da yínífta' doo éí doodago naaltsos nich'í' bee lánígíí yínífta'go unit ííftsojj'.

	Ha'át'íi da daats'í bína'idíftkid?
---	------------------------------------

Answer student questions.

	<p>Kwíí dah'alzhinjj' binidílnish . . .</p> <ul style="list-style-type: none"> • Hastáqá wólta'jí: hastádiin dah'alzhin • Hódahgo ólta'jí: nánáhát'édiin dah'alzhin <p>. . . bee ahíná'iiltááh doo choo'jj da dóo t'áa choo'jjgo bee na'anishgo bá haz'ánigóo t'áa álah altso binidílnish. Bee ahíná'iiltááh choo'j bee haz'áníjj' achoolzhiizhgo náásgóo binanilnish dideeshniit, t'áa íídáq' t'áa ni náas díníyáago éí t'áa áko. Neeznáa dah'alzhin hadziizhgo nihit hodeeshnih.</p> <p>K'ad binidaatnish.</p>
---	--

Write the starting time and stopping time in the timing box (Figure 3.0 Timing Box Example).

Actively proctor while students are testing:

- Redirect students as necessary (Section 4.6.2).
- Once students reach the first stop sign in their test booklet (below the stop sign, the test booklet will state: "You have come to the end of the non-calculator section in Unit 1 of the test"), ensure students are moving on to the calculator section.
- Distribute grade/course-appropriate/accommodations appropriate calculators when students complete the non-calculator section (refer to Sections 4.2 and 4.3 for more information).
- Collect test materials as students complete testing (Section 4.8.1).
- If students have questions about an item, tell them, "Do the best you can."
- If students indicate that a test item seems irregular, refer to Section 4.6.4.

Instructions for Taking a Break During Testing

The following are permitted during test administration at the discretion of the TA:

- One stretch break of up to three minutes for the entire classroom during testing for each unit. The stopping time should be adjusted by no more than three minutes if there is a stretch break.
- Individual restroom breaks during testing (do not adjust stop time).

The following security measures must be followed:

- Students must be supervised at all times during breaks.
- Test booklets and answer documents must be closed or covered.
- Students are **not permitted to talk to each other** during testing or breaks during testing.
- Students are not permitted to use electronic devices, play games or engage in activities that may compromise the validity of the test.

If taking a three-minute stand and stretch break during the unit:

Kódíni	Test binidaatnishígíí k'ad ni' ádaat'ééh, naaltsoos bik'i na'agazí answer bikáá' ádaate'ígíí, answer document, biih dadootsot. Answer document éí test booklet biih dadootsot dóó test booklet atch'j' ádadootíí. Táá' dah'alzhinj' t'áádoó íits'a'í nidahísíitáago hodidoonaat. Doo yádajiti' da.
---------------	--

After taking a classroom break, ensure students open their test booklets and answer documents and continue testing where they left off.

Kódíni	Test booklet dóó answer document aq'ádaat'ééh dóó test náásgóó binidaatnish.
---------------	--

Instructions for When 20 Minutes of Unit Time Remain

When 20 minutes of unit time remain,

Kódíni	Naadiin dah'alzhin yidziih. Bénátni, bee ahíná'iiltááhá doo choo'j' dóó t'áá choo'jigo test bina'anishígíí t'áá álah atso ádadootíí díí bá hoo'a'góné'.
---------------	---

Instructions for When 10 Minutes of Unit Time Remain

When 10 minutes of unit time remain,

Kódíni	Neeznáá dah'alzhin yidziih.
---------------	-----------------------------

Continue to actively proctor while students are testing.

Instructions for Ending the Unit

When the unit time is finished, read the following optional SAY box if there are students with test materials.

Kódíni	Binidaatnishígíí k'ad ni' ádaah't'ééh. Test bá hoo'a'ígíí k'ad bíghah azljí'. Test booklet dóó answer document atch'j' ánídaahdl'ééh. Test booklet dóó answer document íishjáán nihízhí' dabikáá' doo. Bee test ádaataaígíí náhideesh'tah.
---------------	---

- Collect all test materials from students.
- Return all test materials to your STC. Report any missing materials and absent students.
- Report any testing irregularities to your STC.

If you are administering more than one unit in the same day, allow students to take a short break (e.g., restroom break, stretch break) or an extended break (e.g., lunch). Once students have returned and are seated, read the script to move onto the next unit.

4.11.3 Grade 8 Mathematics – Unit 1

The administration script under Section 4.11.3 will be used for Unit 1 of the Grade 8 mathematics assessment. Refer to section 4.11.4 for the administration script for Grade 6-8 Units 2 and 3 and high school Unit 2. The administration script for Unit 1 of Grade 6, 7 and high school mathematics assessment can be found in Section 4.11.2.

On the first read through, TAs are required to adhere to the scripts provided in this manual for administering the CCRS summative assessment. Read word-for-word the bold instructions in each SAY box to students. You may not modify or paraphrase the wording in the SAY boxes. Some of the SAY boxes are outlined with a dashed line and should ONLY be read aloud if they are applicable to your students. Some directions may differ slightly by unit and are noted within the administration script.

Unit	Unit Testing Time	Required Materials	Start Time	Stop Time
Unit 1	Grade 8: 60 Minutes	<ul style="list-style-type: none"> • Test booklets • Answer documents • Mathematics reference sheets • Rulers • Pencils • Scratch paper 		
End of Unit 1 – Students Stop				

Instructions for Preparing to Test

Kódíní	<p>Dííjj, éí Ahíná'iiltááh Bihwiini'áq'ígíí bína'idíkidgo dínóol'jjt.</p> <p>T'áádoole'é atsinilt'ish yee deiyíjeehígíí ła' sínidahígi nanijaahgo éí doo bee haz'áq da. Bee hane'í bee hojilne', bee saad atch'j' ádjil'j, eda'jile', dóó internet biyi'góó nazhnitá doo bee haz'áq da. Atinilt'ish yee deiyíjeehígíí doo bee lá da ádaat'éhígíí, bee hane'í da éí anídanigiz dóó yadidílnih. Atinilt'ish yee deiyíjeehígíí doo nich'j' lá dago díí test baa na'aldeehgo nanijaahgo éí test ínilaaígíí doo yídóoltah da.</p>
---------------	--

If a student raises his or her hand, collect the electronic device (or follow your school DoDEA policy) and store it until the unit is complete. Certain electronic devices may be allowed for accommodations purposes only during testing. Contact your STC if you have questions regarding electronic devices.

Kódíní	<p>T'áádoo íits'a'í nahísóotá bee test ádadoolííígíí naashniih biná.</p>
---------------	---

Distribute scratch paper, wooden No. 2 pencils, and approved accessibility/accommodations tools, if needed for certain students. Then, distribute all test materials (see required materials list above).

Kódíní	<p>Aláajj' dóó akáqádóó nízhi' test booklet hódahdi bikáá' ánilééh dóó answer bikáá' ádaalne'ígíí Box A biyi'góne' ánilééh.</p>
---------------	--

Make sure that each student has written his or her name on the test booklet and answer document.

Instructions for Administering Unit 1

Kódini

Naaltsoos bibaahjigo bé'ashjéé'ígíí bee test booklet aq'ánílééh test booklet Unit __ (unit bina'anishígíí) áłtsé'góné' siltsoozígíí áádóó saad níní'jigo nináát yínishta' doo.

Dííj éí Unit á __ (hastáqá wólta' doodago díkwíshjǫ́ wólta') wólta'góné' Ahíná'iiltááh bíhwiinít'áq'ígíí bee nidíílnish. Unit á éí sections naaki biyi'. Section á éí Bee ahíná'iiltááh, calculator éí doo choidíí'jǫ́ da.

Saad dahnaazhjaa'ígíí dóó na'ídíkid éí dayídóolta. Answer ádaate'go nída'asdzoogíí t'áá át'é deidooshjǫ́. Ná'ásdzooígíí bilááhgóó éí doo hada'asdzogo ájiléeh da. Answer tahgo ájiléehgo éí áłtsé answer ájiilaayéq k'éé'jǫ́chxqǫ́h.

Na'ídíkidígíí ła' bína'idéekidígíí baa hółne'go, response, bikáá' ánílééh nididooniit. Báá hółne'go ánílééhígíí éí test booklet biyi' bá haz'ánígóné' ádííliit. Response bá haz'ánígóné' ádaalyaaígíí t'éiyá yídóolta.

Bína'idíkidígíí answer doo nił bééhózin dago, éí t'óó náás díínáát. T'ahdoo e'elkeedgóó attso iinilaago answer ádeinilaagíí nídadíníí'jǫ́ dóó na'ídíkid t'áadoo answer ádeinilaayéq nídíniit'jǫ́ díí unit binishílnishígíí T'Éí ááh ha'ní. Kojj' iiníyaago binanilnishígíí NI' ádiilíit.

Naaltsoos áhíłtáád kodóó t'áá yínishta'go.

Answer Grid binidíílnishígíí binanihi dínéeshtjǫ́.

1. Ahíná'iiltááh, Mathematics, bee binidíílnishígíí, problem binidíílnish dóó answer bik'í díníitáát.
2. Grid bidei di dik'áqo ná'ásdzo éí answer biyi'góné bikáá' ádííliit.
3. Number éí doodago symbol t'áátá'ígo bikáá' ádííliit. Answer ánílééhígíí. Answer bita'góné' t'áá haz'áqo óóle'lágo.
4. Dik'áqo ná'ásdzooígíí bitl'áahgi ná'ásdzo éí number doodago symbol bikáá' iinilaa éí beet'éhígíí
5. Dik'áqo ná'ásdzo doo choisíníit'jǫ́dígíí bitl'áahgi ná'ásdzooígíí biyi'di doo jǫ́ishjǫ́h da.
6. Answer ádanile'go number t'áá bighaqdí ánéelt'e', fraction, éí answer biyi'di bikáá' ázhdoolíit da, éí ákót'éego doo há wólta' da. number t'áá bighaqdí ánéelt'e', fraction, decimal bee ájiilaago éí há wólta'.
7. Kwe'é hóyahgi answer grid choo'ínígíí yína'niłtin éí díníí'jǫ́.


Kódini

Kojj' bik'ehgo test booklet binidíílnishígíí attso ályaa doo.

Ni test booklet K'AD NÁÁSGÓÓ, GO ON níigo éí test booklet sign in ádííliit, anáahidíitát dóó binanilnish doo. NI'ÁNÍLÉÉH, STOP níigo éí test booklet sign ádííliit, DOO náás díínáát da éí k'ad náásgóó binidaalnish hodoo'niidgo índá.


Board bikáa'gi NI'ÁNÍLÉÉH, STOP dóó K'AD NÁÁSGÓÓ, GO ON ááh yiłnínígíí daaszoh.

Read from OPTION A, B, or C below based on local policy (refer to your STC).

	A góne' Answer ádeinilaagíí altso yah íínínilgo, t'áadoo íits'a'í sínídaa doo unit ííftsojj'.
	B góne' Answer ádeinilaagíí altso yah íínínilgo, ni'deeshnih.
	C góne' Answer ádeinilaagíí altso yah íínínilgo, naaltsoos da yínífta' doo éí doodago naaltsoos nich'j' bee lánígíí yínífta'go unit ííftsojj'.

	Ha'át'íi da daats'í bína'idíftkid?
---	---

Answer student questions.

	Díí unit éí hastádiin dah'alzhinjj' altso ádííliif. Neeznáá dah'alzhin yidziingo bee nihif hodeeshnih. K'ad binanilnish.
---	---

Write the starting time and stopping time in the timing box (Figure 3.0 Timing Box Example).

Actively proctor while students are testing:

- Redirect students as necessary (Section 4.6.2).
- Collect test materials as students complete testing (Section 4.8.1).
- If students have questions about an item, tell them, "Do the best you can."
- If students indicate that a test item seems irregular, refer to Section 4.6.4.

Instructions for Taking a Break During Testing


The following are permitted during test administration at the discretion of the TA:

- One stretch break of up to three minutes for the entire classroom during testing for each unit. The stopping time should be adjusted by no more than three minutes if there is a stretch break.
- Individual restroom breaks during testing (do not adjust stop time).


The following security measures must be followed:

- Students must be supervised at all times during breaks.
- Test booklets and answer documents must be closed or covered.
- Students are not permitted to talk to each other during testing or breaks during testing.
- Students are not permitted to use electronic devices, play games or engage in activities that may compromise the validity of the test.

If taking a three-minute stand and stretch break during the unit:


	<p>Test binidaatnishígíí k'ad ni' ádaat'ééh, naaltsoos bik'i na'agazí answer bikáá' ádaate'ígíí, answer document, biih dadootsot. Answer document éí test booklet biih dadootsot dóó test booklet atch'j' ádadootíí. Táá' dah'alzhinj' t'áádoó íts'a'í nidahísítáago hodidoonaaf. Doo yádajitti' da.</p>
---	--

After taking a classroom break, ensure students open their test booklets and answer documents and continue testing where they left off.

	<p>Test booklets dóó answer documents aq'ádaat'ééh dóó test náasjj' binidaatnish.</p>
---	---

Instructions for When 10 Minutes of Unit Time Remain


When 10 minutes of unit time remain,

	<p>Neeznáá dah'alzhin yidziih.</p>
---	------------------------------------

Continue to actively proctor while students are testing.

Instructions for Ending the Unit

When the unit time is finished,

	<p>Nidaatnishígíí ni' ádaat'ééh. Test bá hoo'a'ígíí altso bíghah azljjí. Test booklet dóó answer atch'j' ánidaahdl'ééh. Test bee ádaat'ééhígíí náhideeshlah. Test booklet dóó answer document íshjáán nihízhí' dabikáa' doo. Test bee ádaat'ééhígíí náhideeshlah.</p>
---	---

- Collect all test materials from students.
- Return all test materials to your STC. Report any missing materials and absent students.
- Report any testing irregularities to your STC.

If you are administering more than one unit in the same day, allow students to take a short break (e.g., restroom break, stretch break) or an extended break (e.g., lunch). Once students have returned and are seated, read the script to move onto the next unit.

4.11.4 Grades 6, 7 and 8 Mathematics – Units 2 and 3 and High School Mathematics – Unit 2

The administration script under Section 4.11.4 will be used for Grades 6-8 Units 2 and 3 and High School Unit 2. Refer to section 4.11.2 for Grade 6, 7 and high school Unit 1. Test administration scripts for Grade 8 Unit 1 are in Section 4.11.3.

Unit	Unit Testing Time	Required Materials	Start Time	Stop Time
Units 2 and 3: Grades 6, 7 and 8	Grades 6, 7 and 8: 60 Minutes	<ul style="list-style-type: none"> • Test booklets • Answer documents • Mathematics reference sheets • Pencils • Scratch paper • Calculator • Rulers (required for Grades 6-8) • Protractors (required for Grade 6 and 7) 		
Unit 2: High School	High School: 90 Minutes			
End of all units – Students Stop				

Instructions for Preparing to Test

Kódíní	<p>Dííjj, éí Ahíná’iiltááh Bíhwiini’áq’ígíí bína’ídíkidgo dínóol’jjt.</p> <p>T’áádoole’é atsinilt’ish yee deiyíjeehígíí ta’ sínidahígi nanijaahgo éí doo bee haz’áq da. Bee hane’í bee hojilne’, bee saad ałch’í’ ádajil’í, eda’jile’, dóo internet biyi’góo nazhnitá doo bee haz’áq da. Atinilt’ish yee deiyíjeehígíí doo bee lá da ádaat’éhígíí, bee hane’í da éí anídanigiz dóo yadidílnih. Atinilt’ish yee deiyíjeehígíí doo nich’í’ lá dago díí test baa na’aldeehgo nanijaahgo éí test íinilaaígíí doo yídóoltah da.</p>
---------------	--

If a student raises his or her hand, collect the electronic device (or follow your school DoDEA policy) and store it until the unit is complete. Certain electronic devices may be allowed for accommodations purposes only during testing. Contact your STC if you have questions regarding electronic devices.

Kódíní	<p>T’áádoo íits’a’í nahísóotá bee test ádadool’ííígíí naashnih biná.</p>
---------------	---

Remember that students wrote their names on their test booklets and answer documents in the previous unit.

Distribute scratch paper, wooden No. 2 pencils, and approved accommodations tools, if needed for certain students. Then, distribute all test materials (see required materials list above).

Kódíní	<p>Nízhí’ aláajj’ dóo akéédóóígíí éí test booklet hódahgo dóo naaltsoos answers bikáá’ ádanile’ígíí bikáá’doo íishjááh.</p> <p>(Áłtsé t’íjdígo hodina’.)</p> <p>Test Booklet dóo naaltsoos answers bikáá’adaalne’í doo nízhí’ bikáá’góo éí yadidílnih.</p>
---------------	---

Make sure that each student has received their own test booklet and answer document. If necessary, assist students with making sure they are using the test booklet and answer document that belong to them.

Instructions for Administering Each Unit

Kódíní Naaltsoos bibaḡhǰigo bé'áshjéé'ígíí bee test booklet ḡḡ'ánílééh test booklet Unit __ (unit bina'anishígíí) **tsésgóne' sihtsoozígíí áádóó saad níní't'ǰigo nináát yínishta' doo.**

Díí ǰǰ' é í Unit __ (unit bi number bikáá' ánílééh) **wó lta'di** (grade yíní'ta'ígíí bikáá' ánílééh) Ahí ná 'iiltá á h bí hoo'áǰ' bí na'í dí kidí gí í . Bee á hí ná 'iiltá hí choiní t'ǰ go bee ná haz'á.

Saad dahnaazhjaa'ígíí dóó na'idíkid éí dayídóolta. Answer ádaate'go nída'asdzooígíí t'áá át'é deidooshǰǰ. Ná'ásdzooígíí bilááhgóó éí doo hada'asdzogo ájiléeh da. Answer tahgo ájiléehgo éí átsé answer ájiilaayéḡ k'éé'ǰí'tchxǰh.

Na'idíkidígíí ta' bína'idéekidígíí baa hólne'go, response, bikáá' ánílééh nididooniit. Báá hólne'go ánílééhígíí éí test booklet biyi' bá haz'ánígóne' ádííliit. Response bá haz'ánígóne' ádaalyaaígíí t'éiyá yídóolta.

Bína'idíkidígíí answer doo niit bééhózin dago, éí t'óó náás díináát. T'ahdoo e'elkeedgóó attso ínilaago answer ádeinilaagíí nídadíní't'ǰǰ dóó na'idíkid t'áadoo answer ádeinilaayéḡ nídíniit'ǰǰ díí unit binishínílnishígíí T'Éí ááh ha'ní. Kojǰ' íníyaago binanilnishígíí NI' ádííliit.

Naaltsoos áhí'táád kodóó t'áá yínishta'go.

Answer Grid binidíílnishígíí binanihí dínéeshtǰǰ.

1. Ahíná'iiltááh, Mathematics, bee binidíílnishígíí, problem binidíílnish dóó answer bik'í díní'táát.
2. Grid bidei di dik'áḡgo ná'ásdzo éí answer biyi'góne bikáá' ádííliit.
3. Number éí doodago symbol t'áátá'ígo bikáá' ádííliit. Answer ánílééhígíí. Answer bita'góne' t'áá haz'áḡgo óóle'lágo.
4. Dik'áḡgo ná'ásdzooígíí bit'áahgi ná'ásdzo éí number doodago symbol bikáá'ínilaa éí beet'éhígíí.
5. Dik'áḡgo ná'ásdzo doo choisíní't'ǰǰígíí bit'áahgi ná'ásdzooígíí biyi'di doo ǰiishǰǰ da.
6. Answer ádanile'go number t'áá bighaḡdí ánéelt'e', fraction, éí answer biyi'di bikáá' ázhdoolíit da, éí ákót'éego doo há wólta' da. number t'áá bighaḡdí ánéelt'e', fraction, decimal bee ájiilaago éí há wólta'.
7. Kwe'é hóyahgi answer grid choo'ínígíí yína'níttin éí díní't'ǰǰ.


Kódíní Díí test booklet bik'ehgo binidíílnishígíí éí kojǰ' attso.

Test booklet bikáagi GO ON bikáago, éí ahidíí'tta' dóó binanilnish doo. STOP bikáa'go éí doo náásgóó biníjlnish da, DOO náás dahǰidiǰháah da t'áadoo ákónílééh níní.

GO ON dóó STOP baa hane'go board bikáá'.


T'ahdoo baa ilkeedí díí unit attso ínilaago dóó binishínílnishyéḡ nidaní't'ǰǰ'go yadidíílnish áádóó bee test ínilaagíí náhideesh'tah. Éí t'áá attso náháláago éí doo baa náhoní't'í da.

Read from OPTION A, B, or C below based on local policy (refer to your STC).

	A góne' Answer ádeinilaagíí altso yah íínínilgo, t'áadoo íits'a'í sínídaa doo unit ííftsojj'.
	B góne' Answer ádeinilaagíí altso yah íínínilgo, ni'deeshnih.
	C góne' Answer ádeinilaagíí altso yah íínínilgo, naaltsoos da yínífta' doo éí doodago naaltsoos nich'j' bee lánígíí yínífta'go unit ííftsojj'.

	Ha'át'íi da daats'í bína'ídíftkid?
---	---

Answer student questions.

	<p>Kwíí dah'alzhinjj' binidílnish . . .</p> <ul style="list-style-type: none"> • Hastáqá wólta'jí : hastádiin dah'alzhin • Hódahgo ólta'jí : nánáhát'édiin dah'alzhin <p>. . . díí Unit altso altso binidadooñish. Neeznáá dah'alzhin yidziihgo nihít hodeeshnih.</p> <p>Naaltsoos anááhíftáád. K'ad binidaatnish.</p>
---	---

Write the starting time and stopping time in the timing box (Figure 3.0 Timing Box Example).

Actively proctor while students are testing:

- Redirect students as necessary (Section 4.6.2).
- Collect test materials as students complete testing (Section 4.8.1).
- If students have questions about an item, tell them, "Do the best you can."
- If students indicate that a test item seems irregular, refer to Section 4.6.4.

Instructions for Taking a Break During Testing

The following are permitted during test administration at the discretion of the TA:

- One stretch break of up to three minutes for the entire classroom during testing for each unit. The stopping time should be adjusted by no more than three minutes if there is a stretch break.
- Individual restroom breaks during testing (do not adjust stop time).

The following security measures must be followed:

- Students must be supervised at all times during breaks.
- Test booklets must be closed or covered.
- Students are **not permitted to talk to each other** during testing or breaks during testing.
- Students are not permitted to use electronic devices, play games, or engage in activities that may violate the validity of the test.

If taking a three-minute stand and stretch break during the unit:

Kódíní	Test binidaatnishígíí k'ad ní' ádaat'ééh, naaltsoos bik'i na'agazí answer bikáá' ádaate'ígíí, answer document, biih dadootsos. Answer document éí test booklet biih dadootsos dóó test booklet atch'j' ádadoolíí. Táá' dah'alzhinj' t'áádoó íits'a'í nidahísíitáago hodidoonaat. Doo yádajitti' da.
---------------	--

After taking a classroom break, ensure students open their test booklets and answer documents and continue testing where they left off.

Kódíní	Test booklet aq'ádaat'ééh dóó test náásgóó binidaatnish.
---------------	---

Instructions for When 10 Minutes of Unit Time Remain

When 10 minutes of unit time remain,

Kódíní	Neeznáá dah'alzhin yidziih.
---------------	------------------------------------

Continue to actively proctor while students are testing.

Instructions for Ending the Unit

When the unit time is finished,

Kódíní	Nidaatnishígíí ní' ádaat'ééh. Test bá hoo'a'ígíí altso bíghah azljj. Test booklet dóó answer atch'j' ánídaahdlééh. Test bee ádaat'ééhígíí náhideeshlah. Test booklet dóó answer document íishjáán nihízhí' dabikáa' doo. Test bee ádaat'ééhígíí náhideeshlah.
---------------	--

- Collect all test materials from students.
- Return all test materials to your STC. Report any missing materials and absent students.
- Report any testing irregularities to your STC.

If you are administering more than one unit in the same day, allow students to take a short break (e.g., restroom break, stretch break) or extended break (e.g., lunch). Once students have returned and are seated, read the script to move on to the next unit.