

4.10 Script for Adminstrating Grade 3 Mathematics and English Language Arts/Literacy (ELA/L)

The administration script under Section 4.10.1 will be used for all units of the Grade 3 Mathematics Test.


Refer to Section 4.10.2 for the administration script for all units for the Grade 3 ELA/L Test.

On the first read through, TAs are required to adhere to the scripts provided in this manual for administering the CCRS summative assessment. Read word-for-word the bold instructions in each SAY box to students. You may not modify or paraphrase the wording in the SAY boxes. Some of the SAY boxes are outlined with a dashed line and should ONLY be read aloud if they are applicable to your students. Some directions may differ slightly by unit and are noted within the administration script.


4.10.1 Grade 3 – Mathematics – All Units

Unit	Unit Testing Time	Required Materials	Start Time	Stop Time
Units 1–3	Grade 3: 60 Minutes	<ul style="list-style-type: none"> • Test booklets • Rulers • Pencils • Scratch paper 		
End of all Units – Students Stop				


Instructions for Preparing to Test

	<p>Dííjj, éí Ahíná'iiltááh Bíhwiini't'áq'ígíí bína'idíkidgo dínool'jjt.</p> <p>T'áádoole'é atsinilt'ish yee deiyíjeehígíí ta' sínídahígi nanijaahgo éí doo bee haz'áq da. Bee hane'í bee hojilne', bee saad ałch'į' ádajil'į, eda'jile', dóo internet biyi'góo nazhnitá doo bee haz'áq da. Atinilt'ish yee deiyíjeehígíí doo bee lá da ádaat'éhígíí, bee hane'í da éí anídanigiz dóo yadidílnih. Atinilt'ish yee deiyíjeehígíí doo nich'į' lá dago díí test baa na'aldeehgo nanijaahgo éí test ínilaaígíí doo yídóoltah da.</p>
---	---

If a student raises his or her hand, collect the electronic device (or follow your school DoDEA policy) and store it until the unit is complete. Certain electronic devices may be allowed for accommodations purposes only during testing. Contact your STC if you have questions regarding electronic devices.

	<p>T'áádoo íits'a'í nahísóotá bee test ádadoolíífgíí naashnih biná.</p>
---	---

Distribute scratch paper, wooden No. 2 pencils, and approved accessibility/accommodations tools, if needed for certain students. Then, distribute all test materials (see required materials list above).

	<p>Unit 1 dáq': Aláajj' dóo akéédóo nízhi' ádííliit test booklet hódahgo Box A góne'.</p> <p>Unit 2 doodago 3 binídinilnishgo: Aláajj' dóo akáqúdoó nízhi' test booklet hódahdi bikáá' ánilééh dóo answer bikáá' ádaalne'ígíí Box A biyi'góne' ánilééh.</p>
---	---

Make sure that each student has written his or her name on the test booklet.

Instructions for Administering All Units

Kódíní Naaltsoos bibaḡḡjigo bé'áshjéé'ígíí bee test booklet ḡḡ'ánílééh test booklet Unit __ (unit bina'anishígíí) áłtségo'ne' siltsoozígíí áádóó saad níńí'jigo nináát yínishta' doo.

Dííjį́ éí Unit __ (unit bikáá' áńílééh) Tá á ' wó lta'gó ne' Ahí na'iiltá á h bí hoo'áq' bí na'í dí kidí gí í . Bee ahíná'iiltááh, calculator éí doo choidíí'jį́ da.

Saad dahnaazhja'ígíí dóó na'ídíkíd éí dayídóolta. Answer ádaa'go nída'asdzoogíí t'áá át'é deidooshį́. Ná'ásdzooígíí bilááhgóó éí doo hada'aszogo ájíléeḡ da. Answer taḡo ájíléeḡo éí áłtsé answer ájilaayéḡ k'éé'jį́chxḡḡ.

Na'ídíkídígíí ta' bína'idéékídígíí baa hółne'go, response, bikáá' áńílééh nididooniit. Báá hółne'go áńílééhígíí éí test booklet biyi' bá haz'ánígóne' ádííłíit. Response bá haz'ánígóne' ádaalyaaígíí t'éíyá yídóolta.

Bína'idíkídígíí answer doo nił bééhózin dago, éí t'óó náás díńáát. T'ahdoo e'elkeedgóó attso ińilaago answer ádeinilaagíí nídadíníł'jį́ dóó na'ídíkíd t'áadoo answer ádeinilaayéḡ nídíńíł'jį́ díí unit binishínłnishígíí t'éí ááh ha'ní.

Naaltsoos áhłłtáád kodóó t'áá yínishta'go.

Answer Grid binidíłnishígíí binanihí díńeeshtjį́.

1. Ahíná'iiltááh, Mathematics, bee binidíłnishígíí, problem binidíłnish dóó answer bik'í díńíłtáát.
2. Grid bidei di dik'áḡo ná'ásdzo éí answer biyi'góne bikáá' ádííłíit.
3. Number éí doodago symbol t'áátá'igo bikáá' ádííłíit. Answer áńílééhígíí. Answer bita'góne' t'áá haz'áḡo óóle'lágo.
4. Dik'áḡo ná'ásdzooígíí bitł'áahgi ná'ásdzo éí number doodago symbol bikáá' ińilaa éí beelt'éhígíí.
5. Dik'áḡo ná'ásdzo doo choisíníł'jį́dígíí bitł'áahgi ná'ásdzooígíí biyi'di doo jį́shjį́h da.
6. Kwe'é hóyahgi answer grid choo'ínígíí yína'niltin éí díńíł'jį́.


Kódíní Díí test booklet bik'ehgo binidíłnishígíí éí kojį́ attso.

Test booklet bikáagi GO ON bikáago, éí ahidíłłtał dóó binaniłnish doo. STOP bikáa'go éí doo náásgóó binijłnish da, DOO náás dahjidiḡḡháh da t'áadoo ákónílééh níńí.

GO ON dóó STOP baa hane'go board bikáá'.


T'ahdoo baa ilkeedí díí unit attso ińilaago dóó binishínłnishyéḡ nidanińí'jį́go yadidíłłnih áádóó bee test ińilaagíí náhideeshłah. Éí t'áá attso náháláago éí doo baa náhonít'i' da.

Read from OPTION A, B, or C below based on local policy (refer to your STC).

	A góne' Answer ádeinilaagíí altso yah íínínilgo, t'áadoo íits'a'í sínídáa doo unit ííftsojj'.
	B góne' Answer ádeinilaagíí altso yah íínínilgo, ni'deeshnih.
	C góne' Answer ádeinilaagíí altso yah íínínilgo, naaltsoos da yínífta' doo éí doodago naaltsoos nich'j' bee lánígíí yínífta'go unit ííftsojj'.

	Ha'át'íi da daats'í bína'idíftkid?
---	---

Answer student questions.

	Díí unit éí hastáadiin dah'alzhinj' altso ádííliíft. Neeznáa dah'alzhin yidziingo bee nihit hodeeshnih. K'ad binanilnish.
---	--

Write the starting time and stopping time in the timing box (Figure 3.0 Timing Box Example).

Actively proctor while students are testing:

- Redirect students as necessary (Section 4.6.2).
- Collect test materials as students complete testing (Section 4.8.1).
- If students have questions about an item, tell them, "Do the best you can."
- If students indicate that a test item seems irregular, refer to Section 4.6.4.

Instructions for Taking a Break During Testing

The following are permitted during test administration at the discretion of the TA:

- One stretch break of up to three minutes for the entire classroom during testing for each unit. The stopping time should be adjusted by no more than three minutes if there is a stretch break.
- Individual restroom breaks during testing (do not adjust stop time).

The following security measures must be followed:

- Students must be supervised at all times during breaks.
- Test booklets must be closed or covered.
- Students are not permitted to talk to each other during testing or breaks during testing.
- Students are not permitted to use electronic devices, play games or engage in activities that may compromise the validity of the test.

If taking a three-minute stand and stretch break during the unit:

Kódíní

Áłtsé ní'ádaałééh naaltsoos bik'i' na'agazí test booklet biih niłtsóós, dóó atch'j' ánilééh. Táá' dah'alzhinjj' deidiidzjj' dóó nihiinídadooch'i. T'áadoo yádaati'í doo.

After taking a classroom break, ensure students open their test booklets and continue testing where they left off.

Kódíní

Test booklet ąą'ádaałééh dóó test náásgóó binidaatnish.

Instructions for When 10 Minutes of Unit Time Remain

When 10 minutes of unit time remain,

Kódíní

Neeznáá dah'alzhin yidziih.

Continue to actively proctor while students are testing.

Instructions for Ending the Unit

When the unit time is finished,

Kódíní

Binidaatnishígíí ní' ádaałééh. Testing bá hoo'a'yęę biighah azljj'. Test booklet atch'j' ádaałééh.

Test booklet nihízhi' dabikáa'doo íishjáán. Bee test ádaałééhígíí náhideeshtah.

- Collect test booklets, scratch paper, testing tools, and accessibility/accommodations tools (as needed) from students.
- Return all test materials to your STC. Report any missing materials and absent students.
- Report any testing irregularities to your STC.

If you are administering more than one unit in the same day, allow students to take a short break (e.g., restroom break, stretch break) or an extended break (e.g., lunch). Once students have returned and are seated, read the script to move onto the next unit.

4.11 Script for Administering Mathematics

The administration script under Section 4.11.1 will be used for all units of the Grades 4 and 5 mathematics test.

On the first read through, TAs are required to adhere to the scripts provided in this manual for administering the CCRS summative assessment. Read word-for-word the bold instructions in each SAY box to students. You may not modify or paraphrase the wording in the SAY boxes. Some of the SAY boxes are outlined with a dashed line and should ONLY be read aloud if they are applicable to your students. Some directions may differ slightly by unit and are noted within the administration script.

4.11.1 Grades 4 and 5 Mathematics – All Units

Unit	Unit Testing Time	Required Materials	Start Time	Stop Time
Units 1–3	Grades 4 and 5: 60 Minutes	<ul style="list-style-type: none"> • Test booklets • Answer documents • Mathematics reference sheets (grade 5 only) • Rulers and protractors • Pencils • Scratch paper 		
End all Units – Students Stop				

Instructions for Preparing to Test

Kódíni	<p>Dííjj, éí Ahíná’iiltááh Bíhwiinił’áą’ígíí bína’ídíkídgo dínool’jít.</p> <p>T’áadoole’é atsinilt’ish yee deiyíjeehígíí ła’ sínídahígi nanijaahgo éí doo bee haz’áą da. Bee hane’í bee hojilne’, bee saad atch’j’ ádajil’j, eda’jile’, dóó internet biyi’góó nazhni tá doo bee haz’áą da. Atinilt’ish yee deiyíjeehígíí doo bee ła da ádaat’éhígíí, bee hane’í da éí anídanigiz dóó yadidílnih. Atinilt’ish yee deiyíjeehígíí doo nich’j’ ła dago díí test baa na’aldeehgo nanijaahgo éí test ínilaaígíí doo yídóoltah da.</p>
---------------	---

If a student raises his or her hand, collect the electronic device (or follow your school DoDEA policy) and store it until the unit is complete. Certain electronic devices may be allowed for accommodations purposes only during testing. Contact your STC if you have questions regarding electronic devices.

Kódíni	<p>T’áádoo íits’a’í nahísóotą bee test ádadoolííígíí naashniih biná.</p>
---------------	---

Distribute scratch paper, wooden No. 2 pencils, and approved accessibility/accommodations tools, if needed for certain students. Then, distribute all test materials (see required materials list above).

Kódíni	<p>Unit 1 binídinilnishgo: Aląajj’ dóó akąądóó nízhi’ test booklet hódahdi bikáá’ ánilééh dóó answer bikáá’ ádaalne’ígíí Box A biyi’góne’ ánilééh.</p> <p>Unit 2 doodago ą binídinilnishgo: Aląajj’ dóó akąądóó nízhi’ test booklet hódahdi bikáá’ ánilééh dóó answer bikáá’ ádaalne’ígíí Box A biyi’góne’ ánilééh.</p>
---------------	---

Make sure that each student has written his or her name on the test booklet and answer document.

Instructions for Administering All Units

Kódíní

Naaltsoos bibaḡḡjigo bé'áshjéé'ígíí bee test booklet ḡḡ'ánílééh test booklet Unit __ (unit bina'anishígíí) áłtségo'ne' siltsoozígíí áádóó saad níńí'jigo níńáát yínishta' doo.

Dííjǵı́ éı́ Unit __ (unit bina'anishígíí) __ (dǵı́' doodago ashdla' wólta' — díkwı́shǵı́ wólta' ı́gı́ı́ ánı́lééh) wólta'gó'ne' Ahıná'ııltaáh bíhwiınıń'ǵı́ı́ bee nidı́ılńı́sh. Bee ahıná'ııltaáh, calculator éı́ doo choidı́ı́'jı́t da.

Saad dahnaazhja'ı́gı́ı́ dóó na'ı́dı́kı́d éı́ dayı́dóolta. Answer ádaate'go nída'asdzoozı́gı́ı́ t'áá át'é deidooshǵı́t. Ná'ásdzoozı́gı́ı́ bílááhgóó éı́ doo hada'aszogó ǵı́jı́lééh da. Answer taḡo ǵı́jı́lééhgo éı́ áłtsé answer ǵı́jı́laayéḡ k'éé'jı́fchxqḡh.

Na'ı́dı́kı́dı́gı́ı́ ta' bına'ı́deékı́dı́gı́ı́ baa hólne'go, response, bıkáá' ánı́lééh nididoonı́ıt. Báá hólne'go ánı́lééhı́gı́ı́ éı́ test booklet bıyı́' bá haz'ánı́gó'ne' ádı́ı́lı́ıt. Response bá haz'ánı́gó'ne' ádaalyaaı́gı́ı́ t'éı́yá yı́dóolta.

Bına'ı́dı́kı́dı́gı́ı́ answer doo nı́t bééhózin dago, éı́ t'óó náás díńááıt. T'ahdoo e'elkeedgóó atso ı́nı́laago answer ádeını́laaı́gı́ı́ nídadı́nı́ı́'jı́t dóó na'ı́dı́kı́d t'áadoo answer ádeını́laayéḡ nídı́nı́ı́'jı́t díı́ unit bıńı́shı́nı́ńı́shı́gı́ı́ T'Éı́ ááh ha'nı́. Kojǵı́' ı́ńı́yaago bıńanı́ńı́shı́gı́ı́ Nı́' ádı́ı́lı́ıt.

Naaltsoos áhı́łtaád kodóó t'áá yínı́shı́ta'go.

Answer Grid bıńı́dı́ı́ńı́shı́gı́ı́ bıńanı́hı́ díńéeshı́tǵı́t.

1. Ahıná'ııltaáh, Mathematics, bee bıńı́dı́ı́ńı́shı́gı́ı́, problem bıńı́dı́ı́ńı́sh dóó answer bı́'ı́ díńı́łtaáıt.
2. Grid bıdeı́ dı́ dík'ǵı́go ná'ásdzo éı́ answer bıyı́'gó'ne bıkáá' ádı́ı́lı́ıt.
3. Number éı́ doodago symbol t'ááłá'ı́go bıkáá' ádı́ı́lı́ıt. Answer ánı́lééhı́gı́ı́. Answer bıta'gó'ne' t'áá haz'ǵı́go óóle'lı́go.
4. Dík'ǵı́go ná'ásdzoozı́gı́ı́ bıł'áahgı́ ná'ásdzo éı́ number doodago symbol bıkáá'ı́nı́laa éı́ beet'éhı́gı́ı́.
5. Dík'ǵı́go ná'ásdzo doo choısı́nı́nı́'jı́dı́gı́ı́ bıł'áahgı́ ná'ásdzoozı́gı́ı́ bıyı́'dı́ doo jı́ı́shı́h da.
6. Answer ádanı́le'go number t'áá bıḡḡadı́ ánéelt'e', fraction, éı́ answer bıyı́'dı́ bıkáá' ázhdoolı́ıt da, éı́ ákót'éego doo há wólta' da. number t'áá bıḡḡadı́ ánéelt'e', fraction, decimal bee ǵı́jı́laago éı́ há wólta'.
7. Kwe'é hóyahgı́ answer grid choo'ı́nı́gı́ı́ yına'nı́łtı́n éı́ díńı́ı́'jı́t.

Grades 4 and 5
Mathematics
All Units

Kódíní


Kojǵı́' bı́'ehgo test booklet bıńı́dı́ı́ńı́shı́gı́ı́ atso ályaa doo.

Test booklet bıkáágı́ GO ON bıkáágo, éı́ ahı́dı́ı́łtaıt dóó bıńanı́ńı́sh doo. STOP bıkáá'go éı́ doo náásgóó bıńı́jı́ńı́sh da, DOO náás dahjı́dı́ı́gháah da t'áadoo ákónı́lééh níńı́.

GO ON dóó STOP baa hane'go board bıkáá'.


T'ahdoo baa ı́lkeedı́ díı́ unit atso ı́nı́laago dóó bıńı́shı́nı́ńı́shı́yéḡ nídanı́nı́'jı́'go yadı́dı́ı́ńı́h áádóó bee test ı́nı́laaı́gı́ı́ náhı́deeshı́ta. Éı́ t'áá atso náháláago éı́ doo baa náhónı́'t'ı́ da.

Read from OPTION A, B, or C below based on local policy (refer to your STC).

	A góne' Answer ádeinilaagíí altso yah íínínilgo, t'áadoo íits'a'í sínídáa doo unit ííftsojj'.
	B góne' Answer ádeinilaagíí altso yah íínínilgo, ni'deeshnih.
	C góne' Answer ádeinilaagíí altso yah íínínilgo, naaltsoos da yínífta' doo éí doodago naaltsoos nich'j' bee lánígíí yínífta'go unit ííftsojj'.

	Ha'át'íi da daats'í bína'idíftkid?
---	---

Answer student questions.

	Díí unit éí hastádiin dah'alzhinj' altso ádííliif. Neeznáa dah'alzhin yidziingo bee nihit hodeeshnih. K'ad binanilnish.
---	--

Write the starting time and stopping time in the timing box (Figure 3.0 Timing Box Example).

Actively proctor while students are testing:

- Redirect students as necessary (Section 4.6.2).
- Collect test materials as students complete testing (Section 4.8.1).
- If students have questions about an item, tell them, "Do the best you can."
- If students indicate that a test item seems irregular, refer to Section 4.6.4.

Instructions for Taking a Break During Testing

The following are permitted during test administration at the discretion of the TA:

- One stretch break of up to three minutes for the entire classroom during testing for each unit. The stopping time should be adjusted by no more than three minutes if there is a stretch break.
- Individual restroom breaks during testing (do not adjust stop time).

The following security measures must be followed:

- Students must be supervised at all times during breaks.
- Test booklets and answer documents must be closed or covered.
- Students are not permitted to talk to each other during testing or breaks during testing.
- Students are not permitted to use electronic devices, play games or engage in activities that may compromise the validity of the test.

If taking a three-minute stand and stretch break during the unit:

Kódíni	Test binidaafnishígíí k'ad ní' ádaafééh, naaltsos bik'i na'agazí answer bikáá' ádaate'ígíí, answer document, bih dadootsos. Answer document éí test booklet bih dadootsos dóó test booklet atch'j' ádadoolíí. Táá' dah'alzhinj' t'áádoó íits'a'í nidahísíitáago hodidoonaat. Doo yádajitti' da.
---------------	---

After taking a classroom break, ensure students open their test booklets and answer documents and continue testing where they left off.

Kódíni	Test booklets dóó answer documents aq'ádaafééh dóó test náasjj' binidaafnish.
---------------	---

Instructions for When 10 Minutes of Unit Time Remain

When 10 minutes of unit time remain,

Kódíni	Neeznáá dah'alzhin yidziih.
---------------	-----------------------------

Continue to actively proctor while students are testing.

Instructions for Ending the Unit

When the unit time is finished,

Kódíni	Nidaafnishígíí ní' ádaahfééh. Test bá hoo'a'ígíí altso bíighah azljjí. Test booklet dóó answer atch'j' ánídaahdlééh. Test bee ádaahfééhígíí náhideeshlah. Test booklet dóó answer document íishjáán nihízhí' dabikáa' doo. Test bee ádaahfééhígíí náhideeshlah.
---------------	--

- Collect all test materials from students.
- Return all test materials to your STC. Report any missing materials and absent students.
- Report any testing irregularities to your STC.

If you are administering more than one unit in the same day, allow students to take a short break (e.g., restroom break, stretch break) or an extended break (e.g., lunch). Once students have returned and are seated, read the script to move onto the next unit.

4.11.2 Grade 6 and High School Mathematics – Unit 1

The administration script under Section 4.11.2 will be used for Unit 1 of the Grade 6 and high school mathematics assessments. Refer to section 4.11.4 for the administration script for Grades 6 and 8 Units 2 and 3 and high school Unit 2. The administration script for Unit 1 of the Grade 8 mathematics assessment can be found in Section 4.11.3.

On the first read through, TAs are required to adhere to the scripts provided in this manual for administering the CCRS summative assessment. Read word-for-word the bold instructions in each SAY box to students. You may not modify or paraphrase the wording in the SAY boxes. Some of the SAY boxes are outlined with a dashed line and should ONLY be read aloud if they are applicable to your students. Some directions may differ slightly by unit and are noted within the administration script.

Unit	Unit Testing Time	Required Materials	Start Time	Stop Time
Unit 1: Non-Calculator Section	Grade 6: 60 Minutes High School: 90 Minutes	<ul style="list-style-type: none"> • Test booklets • Answer documents • Mathematics reference sheets • Rulers and protractors (required for Grade 6) • Pencils • Scratch paper 		
Students Go On				
Unit 1: Calculator Section	<ul style="list-style-type: none"> • In addition to above, calculators 			
End of Unit 1 – Students Stop				

Instructions for Preparing to Test

Kódíní	<p>Dííjj, éí Ahíná'iiltááh Bihwiinił'áq'ígíí bína'idíkidgo dínóol'jít.</p> <p>T'áadoole'é atsinilt'ish yee deiyíjeehígíí ła' sínídahígi nanijaahgo éí doo bee haz'áq da. Bee hane'í bee hojilne', bee saad atch'j' ádajil'j, eda'jile', dóo internet biyi'góo nazhnitá doo bee haz'áq da. Atinilt'ish yee deiyíjeehígíí doo bee ła da ádaat'éhígíí, bee hane'í da éí anídanigiz dóo yadidílnih. Atinilt'ish yee deiyíjeehígíí doo nich'j' ła dago díí test baa na'aldeehgo nanijaahgo éí test ínilaaígíí doo yídóoltah da.</p>
---------------	--

If a student raises his or her hand, collect the electronic device (or follow your school DoDEA policy) and store it until the unit is complete. Certain electronic devices may be allowed for accommodations purposes only during testing. Contact your STC if you have questions regarding electronic devices.

Kódíní	<p>T'áadoo íits'a'í nahísóotá bee test ádadoolííígíí naashniih biná.</p>
---------------	---

Distribute scratch paper, wooden No. 2 pencils, and approved accessibility/accommodations tools, if needed for certain students. Then, distribute all test materials (see required materials list above).

Kódíní	<p>Test booklet dóo answer document hódahdi nízhi' alájj' dóo akéédóóígíí bikáá' ádaahte'.</p>
---------------	---

Make sure that each student has written his or her name on the test booklet and answer document.

Instructions for Administering Unit 1

Kódíní Naaltsoos bibaḡḡhǰigo bé'áshjéé'ígíí bee test booklet ḡḡ'ánílééh test booklet Unit __ (unit bina'anishígíí) áłtséǵóne' siłtsoozígíí áádóó saad níníł'ǰigo nináál' yínishta' doo.

Dííǰǰ éí Unit á __ (hastáǵá wólta' doodago díkwíishǰǰ wólta') wólta'ǵóne' Ahíná'iiltááh bíhwiinił'ǵǵ'ígíí bee nidíílnish. Unit á éí sections naaki biyi'. Section á éí Bee ahíná'iiltááh, calculator éí doo choidííł'ǰǰ da. Section ḡ, éí bee ahíná'iiltááh choidííł'ǰǰ. Bee ahíná'iiltááh chojool'ǰigo binijilnish yileehdóó éí doo náł'ǵǵ' há anáhóót'i' da. Test bee há hoo'a'ǵóne' bee ahíná'iiltaah, calculator, doo choo'ǰ dóó t'áá choo'ǰ t'áá áłah attso ádííłíł.

Saad dahnaazhjaa'ígíí dóó na'ídíkíd éí dayídóolta. Answer ádaate'go nída'asdzooígíí t'áá át'é deidooshǰǰ. Ná'ásdzooígíí bílááhgóó éí doo hada'aszogo ájíléeḡ da. Answer łahgo ájíléeḡ éí áłtsé answer ájiilaayéḡ k'éé'ǰíłchxḡḡh.

Na'ídíkídígíí ła' bína'ídéékídígíí baa hółne'go, response, bikáá' ánílééh nididoonił. Báá hółne'go ánílééhígíí éí test booklet biyi' bá haz'áníǵóne' ádííłíł. Response bá haz'áníǵóne' ádaalyaaígíí t'éiyá yídóolta.

Bína'ídíkídígíí answer doo nił bééhózin dago, éí t'óó náás díináál. T'ahdoo e'elkeedgóó attso ínilaago answer ádeinilaagíí nídadíníł'ǰǰ dóó na'ídíkíd t'áadoo answer ádeinilaayéḡ nídínił'ǰǰ díí unit binishílnishígíí T'ÉÍ ááh ha'ní. Kojǰ' ííniyaago binanilnishígíí Nł' ádiilíł.

Naaltsoos áhíłtáád kodóó t'áá yínishta'go.

Answer Grid binidíílnishígíí binanihí dínéeshtǰǰ.

1. Ahíná'iiltááh, Mathematics, bee binidíílnishígíí, problem binidíílnish dóó answer bik'í díníłtáál.
2. Grid bidei di dik'ǵḡgo ná'ásdzo éí answer biyi'ǵóne bikáá' ádííłíł.
3. Number éí doodago symbol t'áátá'ǵo bikáá' ádííłíł. Answer ánílééhígíí. Answer bita'ǵóne' t'áá haz'ǵḡgo óóle'łago.
4. Dik'ǵḡgo ná'ásdzooígíí bitł'áahgi ná'ásdzo éí number doodago symbol bikáá'ínilaa éí beelt'éhígíí.
5. Dik'ǵḡgo ná'ásdzo doo choisíníł'ǰǰígíí bitł'áahgi ná'ásdzooígíí biyi'di doo ǰiishǰǰ da.
6. Answer ádanile'go number t'áá bighḡadí ánéelt'e', fraction, éí answer biyi'di bikáá' ázhdoolíł da, éí ákót'éego doo há wólta' da. number t'áá bighḡadí ánéelt'e', fraction, decimal bee ájiilaago éí há wólta'.
7. Kwe'é hóyahgi answer grid choo'ínígíí yína'niłtin éí díníł'ǰǰ.

Grade 6 and High School Mathematics Unit 1

Kódíní Díí test booklet bik'ehgo binidíílnishígíí éí kojǰ' attso.


Test booklet bikáagi GO ON bikáago, éí ahidíłłtał dóó binanilnish doo. STOP bikáago éí doo náásgóó binijilnish da, DOO náás dahjidiigháah da t'áadoo ákónílééh níní.

GO ON dóó STOP baa hane'go board bikáá'.

T'ahdoo baa ílkeedí díí unit attso ínilaago dóó binishílnishyéḡ nidaníní'ǰǰgo yadidíílnih áádóó bee test ínilaagíí náhideeshłah. Éí t'áá attso náháláago éí doo baa náhonit'i' da.


T'áadoo áajǰ' e'elkeedí attso ínilaago doo bee ahíná'iiltááh choo'ǰigo binishílnishígíí attso náníł'ǰǰgo yadidíílnih áko bee test binishílnishii nídidéeshnił. Bee test ínilaii t'áá náhálá'í éí ła' nínázhdidoolta da.

Read from OPTION A, B, or C below based on local policy (refer to your STC).

	A góne' Answer ádeinilaagíí altso yah íínínilgo, t'áadoo íits'a'í sínídáa doo unit ííftsojj'.
	B góne' Answer ádeinilaagíí altso yah íínínilgo, ni'deeshnih.
	C góne' Answer ádeinilaagíí altso yah íínínilgo, naaltsos da yínífta' doo éí doodago naaltsos nich'j' bee lánígíí yínífta'go unit ííftsojj'.

	Ha'át'íi da daats'í bína'idíftkid?
---	------------------------------------

Answer student questions.

	<p>Kwíí dah'alzhinjj' binidílnish . . .</p> <ul style="list-style-type: none"> • Hastáqá wólta'jí: hastádiin dah'alzhin • Hódahgo ólta'jí: nánáhát'édiin dah'alzhin <p>. . . bee ahíná'iiltááh doo choo'jj da dóo t'áa choo'jjgo bee na'anishgo bá haz'ánigóo t'áa álah altso binidílnish. Bee ahíná'iiltááh choo'j bee haz'áníjj' achoolzhiizhgo náásgóo binanilnish dideeshniit, t'áa íídáq' t'áa ni náas díníyáago éí t'áa áko. Neeznáa dah'alzhin hadziizhgo nihit hodeeshnih.</p> <p>K'ad binidaatnish.</p>
---	--

Write the starting time and stopping time in the timing box (Figure 3.0 Timing Box Example).

Actively proctor while students are testing:

- Redirect students as necessary (Section 4.6.2).
- Once students reach the first stop sign in their test booklet (below the stop sign, the test booklet will state: "You have come to the end of the non-calculator section in Unit 1 of the test"), ensure students are moving on to the calculator section.
- Distribute grade/course-appropriate/accommodations appropriate calculators when students complete the non-calculator section (refer to Sections 4.2 and 4.3 for more information).
- Collect test materials as students complete testing (Section 4.8.1).
- If students have questions about an item, tell them, "Do the best you can."
- If students indicate that a test item seems irregular, refer to Section 4.6.4.

Instructions for Taking a Break During Testing

The following are permitted during test administration at the discretion of the TA:

- One stretch break of up to three minutes for the entire classroom during testing for each unit. The stopping time should be adjusted by no more than three minutes if there is a stretch break.
- Individual restroom breaks during testing (do not adjust stop time).

The following security measures must be followed:

- Students must be supervised at all times during breaks.
- Test booklets and answer documents must be closed or covered.
- Students are **not permitted to talk to each other** during testing or breaks during testing.
- Students are not permitted to use electronic devices, play games or engage in activities that may compromise the validity of the test.

If taking a three-minute stand and stretch break during the unit:

Kódíni	Test binidaatnishígíí k'ad ni' ádaat'ééh, naaltsoos bik'i na'agazí answer bikáá' ádaate'ígíí, answer document, biih dadootsot. Answer document éí test booklet biih dadootsot dóó test booklet atch'j' ádadootíí. Táá' dah'alzhinj' t'áádoó íits'a'í nidahísíitáago hodidoonaat. Doo yádajiti' da.
---------------	--

After taking a classroom break, ensure students open their test booklets and answer documents and continue testing where they left off.

Kódíni	Test booklet dóó answer document aq'ádaat'ééh dóó test náásgóó binidaatnish.
---------------	--

Instructions for When 20 Minutes of Unit Time Remain

When 20 minutes of unit time remain,

Kódíni	Naadiin dah'alzhin yidziih. Bénátíni, bee ahíná'iiltááhá doo choo'j' dóó t'áá choo'jigo test bina'anishígíí t'áá álah atso ádadootíí díí bá hoo'a'góné'.
---------------	--

Instructions for When 10 Minutes of Unit Time Remain

When 10 minutes of unit time remain,

Kódíni	Neeznáá dah'alzhin yidziih.
---------------	-----------------------------

Continue to actively proctor while students are testing.

Instructions for Ending the Unit

When the unit time is finished, read the following optional SAY box if there are students with test materials.

Kódíni	Binidaatnishígíí k'ad ni' ádaah't'ééh. Test bá hoo'a'ígíí k'ad bíghah azljí'. Test booklet dóó answer document atch'j' ánídaahdl'ééh. Test booklet dóó answer document íishjáán nihízhí' dabikáá' doo. Bee test ádaataaígíí náhideesh'tah.
---------------	---

- Collect all test materials from students.
- Return all test materials to your STC. Report any missing materials and absent students.
- Report any testing irregularities to your STC.

If you are administering more than one unit in the same day, allow students to take a short break (e.g., restroom break, stretch break) or an extended break (e.g., lunch). Once students have returned and are seated, read the script to move onto the next unit.

4.11.3 Grade 8 Mathematics – Unit 1

The administration script under Section 4.11.3 will be used for Unit 1 of the Grade 8 mathematics assessment. Refer to section 4.11.4 for the administration script for Grades 6 and 8 Units 2 and 3 and high school Unit 2. The administration script for Unit 1 of Grade 6 and high school mathematics assessment can be found in Section 4.11.2.

On the first read through, TAs are required to adhere to the scripts provided in this manual for administering the CCRS summative assessment. Read word-for-word the bold instructions in each SAY box to students. You may not modify or paraphrase the wording in the SAY boxes. Some of the SAY boxes are outlined with a dashed line and should ONLY be read aloud if they are applicable to your students. Some directions may differ slightly by unit and are noted within the administration script.

Unit	Unit Testing Time	Required Materials	Start Time	Stop Time
Unit 1	Grade 8: 60 Minutes	<ul style="list-style-type: none"> • Test booklets • Answer documents • Mathematics reference sheets • Rulers • Pencils • Scratch paper 		
End of Unit 1 – Students Stop				

Instructions for Preparing to Test

Kódíní	<p>Dííjj, éí Ahíná'iiltááh Bíhwiini'áq'ígíí bína'idíkidgo dínóol'jjt.</p> <p>T'áádoole'é atsinilt'ish yee deiyíjeehígíí ła' sínidahígi nanijaahgo éí doo bee haz'áq da. Bee hane'í bee hojilne', bee saad atch'j' ádjil'j, eda'jile', dóó internet biyi'góó nazhnitá doo bee haz'áq da. Atinilt'ish yee deiyíjeehígíí doo bee lá da ádaat'éhígíí, bee hane'í da éí anídanigiz dóó yadidílnih. Atinilt'ish yee deiyíjeehígíí doo nich'j' lá dago díí test baa na'aldeehgo nanijaahgo éí test ínilaaígíí doo yídóoltah da.</p>
---------------	--

If a student raises his or her hand, collect the electronic device (or follow your school DoDEA policy) and store it until the unit is complete. Certain electronic devices may be allowed for accommodations purposes only during testing. Contact your STC if you have questions regarding electronic devices.

Kódíní	<p>T'áádoo íits'a'í nahísóotá bee test ádadoolííígíí naashniih biná.</p>
---------------	---

Distribute scratch paper, wooden No. 2 pencils, and approved accessibility/accommodations tools, if needed for certain students. Then, distribute all test materials (see required materials list above).

Kódíní	<p>Aláajj' dóó akáqádóó nízhi' test booklet hódahdi bikáá' ánilééh dóó answer bikáá' ádaalne'ígíí Box A biyi'góne' ánilééh.</p>
---------------	--

Make sure that each student has written his or her name on the test booklet and answer document.

Instructions for Administering Unit 1

Kódíní Naaltsoos bibaahjigo bé'ashjéé'ígíí bee test booklet aq'ánílééh test booklet Unit __ (unit bina'anishígíí) áłtségo'ne' siltsoozígíí áádóó saad níní'jigo nináát yínishta' doo.

Dííj éí Unit á __ (hastáq wólta' doodago díkwíshj wólta') wólta'góne' Ahíná'iiltááh bíhwiinít'áq'ígíí bee nidílnish. Unit á éí sections naaki biyi'. Section á éí Bee ahíná'iiltááh, calculator éí doo choidíí'jít da.

Saad dahnaazhja'ígíí dóó na'ídíkid éí dayídoolta. Answer ádaate'go nída'asdzoogíí t'áá át'é deidooshjít. Ná'ásdzooígíí bilááhgóó éí doo hada'asdzogo ájiléeh da. Answer tahgo ájiléehgo éí áłtsé answer ájiilaayéq k'éé'jifchxqoh.

Na'ídíkidígíí ta' bína'idéekidígíí baa hółne'go, response, bikáá' ánílééh nididooniit. Báá hółne'go ánílééhígíí éí test booklet biyi' bá haz'ánígóne' ádííliit. Response bá haz'ánígóne' ádaalyaaígíí t'éiyá yídóolta.

Bína'idíkidígíí answer doo nił bééhózin dago, éí t'óó náás díínáát. T'ahdoo e'elkeedgóó attso ínilaago answer ádeinilaagíí nidadíníí'jít dóó na'ídíkid t'áadoo answer ádeinilaayéq nídíníí'jít díí unit binishílnishígíí T'Éí ááh ha'ní. Kojj' íníyaago binanilnishígíí NI' ádiilíit.

Naaltsoos áhíłtáád kodóó t'áá yínishta'go.

Answer Grid binidílnishígíí binanihi dínéeshtjít.


1. Ahíná'iiltááh, Mathematics, bee binidílnishígíí, problem binidílnish dóó answer bik'í dínííłtáát.
2. Grid bidei di dik'áqo ná'ásdzo éí answer biyi'góne bikáá' ádííliit.
3. Number éí doodago symbol t'áátá'ígo bikáá' ádííliit. Answer ánílééhígíí. Answer bita'góne' t'áá haz'áqo óóle'lágo.
4. Dik'áqo ná'ásdzooígíí bitl'áahgi ná'ásdzo éí number doodago symbol bikáá'ínilaa éí beet'éhígíí
5. Dik'áqo ná'ásdzo doo choisíníí'jídígíí bitl'áahgi ná'ásdzooígíí biyi'di doo jiiishjít da.
6. Answer ádanile'go number t'áá bighaqdí ánéelt'e', fraction, éí answer biyi'di bikáá' ázhdooliit da, éí ákót'éego doo há wólta' da. number t'áá bighaqdí ánéelt'e', fraction, decimal bee ájiilaago éí há wólta'.
7. Kwe'é hóyahgi answer grid choo'ínígíí yína'niłtin éí díníí'jít.

Kódíní Kojj' bik'ehgo test booklet binidílnishígíí attso ályaa doo.

Ni test booklet K'AD NÁÁSGÓÓ, GO ON níigo éí test booklet sign in ádííliit, anáahidíłtat dóó binanilnish doo. NI'ÁNÍLÉÉH, STOP níigo éí test booklet sign ádííliit, DOO náás díínáát da éí k'ad náásgóó binidaalnish hodoo'niidgo índa.


Board bikáa'gi NI'ÁNÍLÉÉH, STOP dóó K'AD NÁÁSGÓÓ, GO ON ááh yitnínígíí daaszoh.

Read from OPTION A, B, or C below based on local policy (refer to your STC).

	A góne' Answer ádeinilaagíí altso yah íínínilgo, t'áadoo íits'a'í sínídaa doo unit ííftsojj'.
	B góne' Answer ádeinilaagíí altso yah íínínilgo, ni'deeshnih.
	C góne' Answer ádeinilaagíí altso yah íínínilgo, naaltsoos da yínífta' doo éí doodago naaltsoos nich'j' bee lánígíí yínífta'go unit ííftsojj'.

	Ha'át'íi da daats'í bína'idíftkid?
---	---

Answer student questions.

	Díí unit éí hastádiin dah'alzhinjj' altso ádííliif. Neeznáá dah'alzhin yidziingo bee nihif hodeeshnih. K'ad binanilnish.
---	---

Write the starting time and stopping time in the timing box (Figure 3.0 Timing Box Example).

Actively proctor while students are testing:

- Redirect students as necessary (Section 4.6.2).
- Collect test materials as students complete testing (Section 4.8.1).
- If students have questions about an item, tell them, "Do the best you can."
- If students indicate that a test item seems irregular, refer to Section 4.6.4.

Instructions for Taking a Break During Testing


The following are permitted during test administration at the discretion of the TA:

- One stretch break of up to three minutes for the entire classroom during testing for each unit. The stopping time should be adjusted by no more than three minutes if there is a stretch break.
- Individual restroom breaks during testing (do not adjust stop time).


The following security measures must be followed:

- Students must be supervised at all times during breaks.
- Test booklets and answer documents must be closed or covered.
- Students are not permitted to talk to each other during testing or breaks during testing.
- Students are not permitted to use electronic devices, play games or engage in activities that may compromise the validity of the test.

If taking a three-minute stand and stretch break during the unit:


	<p>Test binidaatnishígíí k'ad ní' ádaat'ééh, naaltsoos bik'i na'agazí answer bikáá' ádaate'ígíí, answer document, biih dadootsot. Answer document éí test booklet biih dadootsot dóo test booklet atch'j' ádadootíí. Táá' dah'alzhinj' t'áádoó íts'a'í nidahísítáago hodidooñaaf. Doo yádajitti' da.</p>
---	--

After taking a classroom break, ensure students open their test booklets and answer documents and continue testing where they left off.

	<p>Test booklets dóo answer documents aq'ádaat'ééh dóo test náasjj' binidaatnish.</p>
---	---

Instructions for When 10 Minutes of Unit Time Remain


When 10 minutes of unit time remain,

	<p>Neeznáá dah'alzhin yidziih.</p>
---	------------------------------------

Continue to actively proctor while students are testing.

Instructions for Ending the Unit

When the unit time is finished,

	<p>Nidaatnishígíí ní' ádaat'ééh. Test bá hoo'a'ígíí altso bíghah azljjí. Test booklet dóo answer atch'j' ánidaahdl'ééh. Test bee ádaat'ééhígíí náhideeshłah. Test booklet dóo answer document íshjáán nihízhí' dabikáa' doo. Test bee ádaat'ééhígíí náhideeshłah.</p>
---	---

- Collect all test materials from students.
- Return all test materials to your STC. Report any missing materials and absent students.
- Report any testing irregularities to your STC.

If you are administering more than one unit in the same day, allow students to take a short break (e.g., restroom break, stretch break) or an extended break (e.g., lunch). Once students have returned and are seated, read the script to move onto the next unit.

4.11.4 Grades 6 and 8 Mathematics – Units 2 and 3 and High School Mathematics – Unit 2

The administration script under Section 4.11.4 will be used for Grades 6 and 8 Units 2 and 3 and High School Unit 2. Refer to section 4.11.2 for Grade 6 and high school Unit 1. Test administration scripts for Grade 8 Unit 1 are in Section 4.11.3.

Unit	Unit Testing Time	Required Materials	Start Time	Stop Time
Units 2 and 3: Grades 6 and 8	Grades 6 and 8: 60 Minutes	<ul style="list-style-type: none"> • Test booklets • Answer documents • Mathematics reference sheets • Pencils • Scratch paper • Calculator • Rulers (required for Grades 6 and 8) • Protractors (required for Grade 6) 		
Unit 2: High School	High School: 90 Minutes			
End of all units – Students Stop				

Instructions for Preparing to Test

Kódíní	<p>Dííjj, éí Ahíná’iiltááh Bíhwiinił’áq’ígíí bína’ídíkídgo dínóol’jjł.</p> <p>T’áádoole’é atsinilt’ish yee deiyíjehígíí ła’ sínidahígi nanijaahgo éí doo bee haz’áq da. Bee hane’í bee hojilne’, bee saad ałch’í’ ádajil’í, eda’jile’, dóo internet biyi’góo nazhnitá doo bee haz’áq da. Atinilt’ish yee deiyíjehígíí doo bee ła da ádaat’éhígíí, bee hane’í da éí anídanigiz dóo yadidílnih. Atinilt’ish yee deiyíjehígíí doo nich’í’ ła dago díí test baa na’aldeehgo nanijaahgo éí test íinilaaígíí doo yídóoltah da.</p>
---------------	--

If a student raises his or her hand, collect the electronic device (or follow your school DoDEA policy) and store it until the unit is complete. Certain electronic devices may be allowed for accommodations purposes only during testing. Contact your STC if you have questions regarding electronic devices.

Kódíní	<p>T’áádoo íits’a’í nahísóotá bee test ádadool’ííígíí naashniih biná.</p>
---------------	--

Remember that students wrote their names on their test booklets and answer documents in the previous unit.

Distribute scratch paper, wooden No. 2 pencils, and approved accommodations tools, if needed for certain students. Then, distribute all test materials (see required materials list above).

Kódíní	<p>Nízhí’ aláajj’ dóo akéédóóígíí éí test booklet hódahgo dóo naaltsoos answers bikáá’ ádanile’ígíí bikáá’doo íishjááh.</p> <p>(Áłtsé t’íjdígo hodina’.)</p> <p>Test Booklet dóo naaltsoos answers bikáá’ádaalne’í doo nízhí’ bikáá’góo éí yadidílnih.</p>
---------------	---

Make sure that each student has received their own test booklet and answer document. If necessary, assist students with making sure they are using the test booklet and answer document that belong to them.

Instructions for Administering Each Unit

Kódíní Naaltsoos bibaḡhǰigo bé'áshjéé'ígíí bee test booklet ḡḡ'ánílééh test booklet Unit __ (unit bina'anishígíí) **tsésgóne' sihtsoozígíí áádóó saad níní't'ǰigo nináát yínishta' doo.**

Díí ǰǰ' é í Unit __ (unit bi number bikáá' ánílééh) **wó lta'di** (grade yíní'ta'ígíí bikáá' ánílééh) **Ahí ná 'iiltá á h bí hoo'áǰ' bí ná'í dí kidí gí í . Bee á hí ná 'iiltá hí choiní t'ǰ go bee ná haz'á.**

Saad dahnaazhjaa'ígíí dóó ná'idíkid éí dayídóolta. Answer ádaate'go nída'asdzoóígíí t'áá át'é deidooshǰǰ. Ná'ásdzooígíí bilááhgóó éí doo hada'asdzogo ájiléeh da. Answer tahgo ájiléehgo éí átsé answer ájiilaayéḡ k'éé'ǰí'tchxǰḡ.

Ná'idíkidígíí ta' bína'idéekidígíí baa hólne'go, response, bikáá' ánílééh nididooniit. Báá hólne'go ánílééhígíí éí test booklet biyi' bá haz'ánígóne' ádííliit. Response bá haz'ánígóne' ádaalyaaígíí t'éiyá yídóolta.

Bína'idíkidígíí answer doo niit bééhózin dago, éí t'óó náás díináát. T'ahdoo e'elkeedgóó attso ínilaago answer ádeinilaagíí nídadíní't'ǰǰ dóó ná'idíkid t'áadoo answer ádeinilaayéḡ nídíniit'ǰǰ díí unit binishínílnishígíí T'Éí ááh ha'ní. Kojǰ' íníyaago binanilnishígíí NI' ádííliit.

Naaltsoos áhí'táád kodóó t'áá yínishta'go.

Answer Grid binidíílnishígíí binanihí dínéeshtǰǰ.

1. Ahíná'iiltááh, Mathematics, bee binidíílnishígíí, problem binidíílnish dóó answer bik'í díní'táát.
2. Grid bidei di dik'áḡgo ná'ásdzo éí answer biyi'góne bikáá' ádííliit.
3. Number éí doodago symbol t'áátá'ígo bikáá' ádííliit. Answer ánílééhígíí. Answer bita'góne' t'áá haz'áḡgo óóle'lágo.
4. Dik'áḡgo ná'ásdzooígíí bit'áahgi ná'ásdzo éí number doodago symbol bikáá'ínilaa éí beet'éhígíí.
5. Dik'áḡgo ná'ásdzo doo choisíní't'ǰǰígíí bit'áahgi ná'ásdzooígíí biyi'di doo ǰiishǰǰ da.
6. Answer ádanile'go number t'áá bighaḡdí ánéelt'e', fraction, éí answer biyi'di bikáá' ázhdoolíit da, éí ákót'éego doo há wólta' da. number t'áá bighaḡdí ánéelt'e', fraction, decimal bee ájiilaago éí há wólta'.
7. Kwe'é hóyahgi answer grid choo'ínígíí yína'níttin éí díní't'ǰǰ.


Kódíní Díí test booklet bik'ehgo binidíílnishígíí éí kojǰ' attso.

Test booklet bikáagi GO ON bikáago, éí ahidíí'tta' dóó binanilnish doo. STOP bikáa'go éí doo náásgóó biníjlnish da, DOO náás dahǰidiǰháah da t'áadoo ákónílééh níní.

GO ON dóó STOP baa hane'go board bikáá'.


T'ahdoo baa ilkeedí díí unit attso ínilaago dóó binishínílnishyéḡ nidaní't'ǰǰ'go yadidíílnish áádóó bee test ínilaagíí náhideesh'tah. Éí t'áá attso náhálaago éí doo baa náhoní't'í' da.

Read from OPTION A, B, or C below based on local policy (refer to your STC).

	A góne' Answer ádeinilaagíí áltso yah íínínilgo, t'áadoo íits'a'í sínídaa doo unit ííftsojj'.
	B góne' Answer ádeinilaagíí áltso yah íínínilgo, ni'deeshnih.
	C góne' Answer ádeinilaagíí áltso yah íínínilgo, naaltsoos da yínífta' doo éí doodago naaltsoos nich'j' bee lánígíí yínífta'go unit ííftsojj'.

	Ha'át'íi da daats'í bína'ídíftkid?
---	---

Answer student questions.

	<p>Kwíí dah'alzhinjj' binidílnish . . .</p> <ul style="list-style-type: none"> • Hastáqá wólta'jí : hastádiin dah'alzhin • Hódahgo ólta'jí : nánáhát'édiin dah'alzhin <p>. . . díí Unit áltso áltso binidadooñish. Neeznáá dah'alzhin yidziihgo nihít hodeeshnih.</p> <p>Naaltsoos anááhíftáád. K'ad binidaatnish.</p>
---	---

Write the starting time and stopping time in the timing box (Figure 3.0 Timing Box Example).

Actively proctor while students are testing:

- Redirect students as necessary (Section 4.6.2).
- Collect test materials as students complete testing (Section 4.8.1).
- If students have questions about an item, tell them, "Do the best you can."
- If students indicate that a test item seems irregular, refer to Section 4.6.4.

Instructions for Taking a Break During Testing

The following are permitted during test administration at the discretion of the TA:

- One stretch break of up to three minutes for the entire classroom during testing for each unit. The stopping time should be adjusted by no more than three minutes if there is a stretch break.
- Individual restroom breaks during testing (do not adjust stop time).

The following security measures must be followed:

- Students must be supervised at all times during breaks.
- Test booklets must be closed or covered.
- Students are **not permitted to talk to each other** during testing or breaks during testing.
- Students are not permitted to use electronic devices, play games, or engage in activities that may violate the validity of the test.

If taking a three-minute stand and stretch break during the unit:

Kódíní	Test binidaatnishígíí k'ad ní' ádaat'ééh, naaltsoos bik'i na'agazí answer bikáá' ádaate'ígíí, answer document, biih dadootsos. Answer document éí test booklet biih dadootsos dóó test booklet atch'j' ádadoolíí. Táá' dah'alzhinj' t'áádoó íits'a'í nidahísíitáago hodidoonaat. Doo yádajitti' da.
---------------	--

After taking a classroom break, ensure students open their test booklets and answer documents and continue testing where they left off.

Kódíní	Test booklet aq'ádaat'ééh dóó test náásgóó binidaatnish.
---------------	---

Instructions for When 10 Minutes of Unit Time Remain

When 10 minutes of unit time remain,

Kódíní	Neeznáá dah'alzhin yidziih.
---------------	------------------------------------

Continue to actively proctor while students are testing.

Instructions for Ending the Unit

When the unit time is finished,

Kódíní	Nidaatnishígíí ní' ádaat'ééh. Test bá hoo'a'ígíí altso bíighah azljj. Test booklet dóó answer atch'j' ánídaahdlééh. Test bee ádaat'ééhígíí náhideeshlah. Test booklet dóó answer document íishjáán nihízhí' dabikáa' doo. Test bee ádaat'ééhígíí náhideeshlah.
---------------	---

- Collect all test materials from students.
- Return all test materials to your STC. Report any missing materials and absent students.
- Report any testing irregularities to your STC.

If you are administering more than one unit in the same day, allow students to take a short break (e.g., restroom break, stretch break) or extended break (e.g., lunch). Once students have returned and are seated, read the script to move on to the next unit.