

4.10 Script for Administrating Grade 3 Mathematics

The administration script under Section 4.10.1 will be used for all units of the Grade 3 Mathematics Test.

On the first read through, TAs are required to adhere to the scripts provided in this manual for administering the CCRS summative assessment. Read word-for-word the bold instructions in each SAY box to students. You may not modify or paraphrase the wording in the SAY boxes. Some of the SAY boxes are outlined with a dashed line and should ONLY be read aloud if they are applicable to your students. Some directions may differ slightly by unit and are noted within the administration script.

4.10.1 Grade 3 – Mathematics – All Units

Unit	Unit Testing Time	Required Materials	Start Time	Stop Time
Units 1–3	Grade 3: 60 Minutes	<ul style="list-style-type: none"> • Test booklets • Rulers • Pencils • Scratch paper 		
End of all Units – Students Stop				

Instructions for Preparing to Test

Dini	<p>Díííí éí Ahíná’iiltááh bihwiiniit’áá’ígíí bínánídíkídgo Dínóol’jít.</p> <p>Dahnahísóótánídi t’áá doolé’é atsi nilt’ish yee deiyíjeehígíí’ t’áá doo nidaahjaahí. Bee hane’í naah’áago bee ho’ne’, bee saad atch’j’ ál’ínígíí, dóó bee eda’alne’ígíí éí doo beehaz’áąda. Atsinilt’ish yee deiyíjeehígíí éí doo beehaz’áąda k’ad, béesh bee hane’éda, t’ááshqóđí anídaahgéés dóó nihí la’ bee yah do’ níih. Atsinilt’ish yee deiyíjeehígíí dooda ha’nínígíí test baa na’aldeehgo, test ínilaaígíí doo yídóolta’da.</p>
-------------	--

If a student raises his or her hand, collect the electronic device (or follow your school DoDEA policy) and store it until the unit is complete. Certain electronic devices may be allowed for accommodations purposes only during testing. Contact your STC if you have questions regarding electronic devices.

Dini	<p>T’ááshqóđí t’áádoo’ íits’a’í nahísóótą díí test binaaltsos nihitaashnih.</p>
-------------	--

Distribute scratch paper, wooden No. 2 pencils, and approved accessibility/accommodations tools, if needed for certain students. Then, distribute all test materials (see required materials list above).

Dini	<p>Unit 1 át’éego: Nízhi’ aląajj’ dóó akéédéé’ígíí adííliit díí naaltsos bee test ánilééhígíí bílátahdi Box A góne’.</p> <p>Unit Naakigóne’ éí doodago Táá’góne’: Nízhi’ aląajj’ dóó akéédéé’ ínilaaígíí díníit’jít íishjąą naaltsos bee test ánilééhígíí bílátahdi Box A góne’ bikáá’doo.</p>
-------------	--

Make sure that each student has written his or her name on the test booklet.

Instructions for Administering All Units

Dini Label naaltsoos bibaḡhgi chídaazti'ígíí bee Unit 1-góne'naaltsoos al áḡj' siltsoozíj' ahíftáád dóó bik'ehgo binidíilnishígíí níní'j'igo yínishta'doo.

Dííj' éí Unit __ (fill in the appropriate unit) Táá' wólta'góne' Ahína'iiltááh bíhoo'áḡ' bína'idíkidígíí. Bee ahína'iiltááh éí ta' choidíí'j'j'ida.

Na'idíkidígíí hazhó'ó yidíiltah. Áádóó kót'éego ádíilííft nínígíí bik'ehgo nanidíkidígíí binidíilnish. Naaltsoos bee test bikáa'gi ánilééhígíí háishj' t'áá ákót'é nínizínígíí bíghahgi nída'asdzoogíí altso yidíishj'ft. Nída'asdzoogíí binaagóó doo bik'i nijizoda. T'áá' ákót'éhígíí ta'gho ániléehgo éí, k'éé'dííftchxqoḡgo ts'idá altso k'éé'dííftchxqoḡ.

Na'idíkidgo ninaanish hazhó'ó íshj'áán íníningo baa hólne' nínígíí dó' t'áá' ákót'éego hazhó'ó' ádíilííft áko ná bił ídóoltah. Response bá haz'ánígóne bína'idíkidígíí áj'ilaagíí t'éiyá yídóoltah dóó score ádoolnííft.

Bínanidéekidígíí doo nił bééhózingóó, éí na'idíkid náadi náána ta' binináánílnish. Doo hahígóó altso ínilaago, bínanidéekidgo ándeinilaagíí nídínííft'j'j'ft dóó na'idíkid bitis íníyahígíí binináánílnish t'áá díí unit ígíí T'ÉIYÁ. STOP níigo bikáa'ígíí bilááhgóó dahdónááft lágo.

Naaltsoos aní' áád bik'ehgo' á' doolnííftígíí yidíiltah.

Answer Grids kót'áo' ádíilííft

1. Bína'idíkidígíí binanilnishgo béédi'dííft'j'j'ft.
2. Béé'díínítánígíí wóda'hdí Grid bikáa'dí dik'áḡgo sinilígíí bií'j'j' ádíilííft.
3. Number éí doodago symbol t'áá'á'ígo dik'áḡgo naaznilígíí biyi'góne' ádadíilííft. Answer ádanile'go t'áá bita'góne' dik'áḡgo naaznilígíí biyi'góne' t'áadoo t'áágééd naaznilí.
4. Dik'áḡgo naaznilígíí biyaagi názbḡsgo naaznil éí number éí doodago symbol hódahgo ínilaagíí bíghahgo bikáa'ígíí altso yidíishj'ft. Názbḡsgo naaznilígíí yéego t'izhingo altso yidíishj'ft.
5. Dik'áḡgo naaznilígíí doo choisíní'j'j'gdóó biyaagi názbḡsgo naaznilígíí doo ta' yidíishj'j'ftda.
6. Kwe'é wóyadi bee ak'i'dííft'j'j' biniyé Grid hazhó'ó hadil'ínígíí bikáa' ályaa.


Dini Bik'ehgo test ánilééhígíí, directions, koj'j' altso.

Test Booklet bií'di GO ON bikáago éí ahidííftaḡgo binanilnishdoo. Test booklet biyi'di STOP níigo bikáa'j'j' íníyáago, náásgóó DAHNÁÁDOÓDÁÁŁ lágo k'ad hodoo'niidgo índa.

Níléí board bikáa'gi GO ON dóó STOP ááh ha'nínígíí bee bik'idi'doot'j'j'ft biniyé bikáa' ályaa.


Doo hahígóó altso í'ínilaago dóó biníshínílnishígíí náníní'j'j'go níla' bee yadidíílnih áko naaltsoos náhideesh'fah. Naaltsoos nihich'j' t'áḡ' níná'níligíí náhál áá'í éí doo nihitaah nídoonihda.

Read from OPTION A, B, or C below based on local policy (refer to your STC).

	OPTION A níízingo Naaltsoos nihich'j' t'áá' niná' nilígíí náhááá'go hazhó'ó t'áádo'ó íits'a'í soodáa doo Unit altsoh bíighah silí'j'j'.
	OPTION B níízingo Naaltsoos nihich'j' t'áá' niná'nilígíí náhá' áá'go índa nahgóó nihi'deeshnih.
	OPTION C níízingo Naaltsoos nihich'j' t'áá' niná'nilígíí náhááá'go índa nah góó naaltsoos ła' nó'jidoo Unit altsohgo bíighah azlí'j'j'.

	ła'ísh na'ídótkid?
---	--------------------

Answer student questions.

	60 dah'alzhinj' d'íí unit altso' ádíí lííí. 10 dah'a zhin yidziihgo bee nihi' hodeeshnih. Naaltsoos ánááhíttáád. K'ad nihinaanish ótééh.
---	---

Write the starting time and stopping time in the timing box (Figure 3.0 Timing Box Example).

Actively proctor while students are testing:

- Redirect students as necessary (Section 4.6.2).
- Collect test materials as students complete testing (Section 4.8.1).
- If students have questions about an item, tell them, “Do the best you can.”
- If students indicate that a test item seems irregular, refer to Section 4.6.4.

Instructions for Taking a Break During Testing

The following are permitted during test administration at the discretion of the TA:

- One stretch break of up to three minutes for the entire classroom during testing for each unit. The stopping time should be adjusted by no more than three minutes if there is a stretch break.
- Individual restroom breaks during testing (do not adjust stop time).

The following security measures must be followed:

- Students must be supervised at all times during breaks.
- Test booklets must be closed or covered.
- Students are not permitted to talk to each other during testing or breaks during testing.
- Students are not permitted to use electronic devices, play games or engage in activities that may compromise the validity of the test.

If taking a three-minute stand and stretch break during the unit:

Dini

Test ánílééhígíí k'ad ni'ánilééh, naaltsoos bik'ih na'gazígíí test booklet biyi'di naaltsoos answers dabikáá'ígíí biih niłtsóós dóó test booklet atch'j' áníleeh. Táá' dah'alzhinj' t'áadoo íıts'a'ı háádadiilyj. Doo yádajłti'da.

After taking a classroom break, ensure students open their test booklets and continue testing where they left off.

Dini

Test booklets ąą'ádanile dóó bina'ídikidígíí ádadıılıit dóó test binanılınish k'ad.

Instructions for When 10 Minutes of Unit Time Remain

When 10 minutes of unit time remain,

Dini

Neeznáá dah'alzhin yidziih k'ad.

Continue to actively proctor while students are testing.

Instructions for Ending the Unit

When the unit time is finished,

Dini

Nihinaanish ni' ótééh. K'ad test bá haz'ánígíí altso bíıghah azłj. Test booklet atch'j' kótééh.

Test Booklet nínił'j, nihızı' daasts'ı bikáá'. K'ad Naaltsoos bee nihééhózinígíí dóó naaltsoos bikáá' na'adzooı náhideeshłah.

- Collect test booklets, scratch paper, testing tools, and accessibility/accommodations tools (as needed) from students.
- Return all test materials to your STC. Report any missing materials and absent students.
- Report any testing irregularities to your STC.

If you are administering more than one unit in the same day, allow students to take a short break (e.g., restroom break, stretch break) or an extended break (e.g., lunch). Once students have returned and are seated, read the script to move onto the next unit.

4.11 Script for Administering Mathematics

The administration script under Section 4.11.1 will be used for all units of the Grades 4 and 5 mathematics test.

On the first read through, TAs are required to adhere to the scripts provided in this manual for administering the CCRS summative assessment. Read word-for-word the bold instructions in each SAY box to students. You may not modify or paraphrase the wording in the SAY boxes. Some of the SAY boxes are outlined with a dashed line and should ONLY be read aloud if they are applicable to your students. Some directions may differ slightly by unit and are noted within the administration script.

4.11.1 Grades 4 and 5 Mathematics – All Units

Unit	Unit Testing Time	Required Materials	Start Time	Stop Time
Units 1–3	Grades 4 and 5: 60 Minutes	<ul style="list-style-type: none"> • Test booklets • Answer documents • Mathematics reference sheets (grade 5 only) • Rulers and protractors • Pencils • Scratch paper 		
End all Units – Students Stop				

Instructions for Preparing to Test

Diní

Dííyí éí Ahíná’iiltááh bíhwiiniit’áá’ígíí bínanídíkigo Dínool’jít.

Dahnahísóótánídi t’áá doolé’é atsi nilt’ish yee deiyíjeehígíí’ t’áá doo nidaahjaahí. Bee hane’í naah’áago bee hotne’, bee saad atch’j’ ál’ínígíí, dóó bee eda’alne’ígíí éí doo beehaz’áąda. Atsinilt’ish yee deiyíjeehígíí éí doo beehaz’áąda k’ad, béesh bee hane’éda, t’ááshqóđí anidaahgéés dóó nihí la’ bee yah doł níih. Atsinilt’ish yee deiyíjeehígíí dooda ha’nínígíí test baa na’aldeehgo, test iinilaaígíí doo yídooltaħda.

If a student raises his or her hand, collect the electronic device (or follow your school DoDEA policy) and store it until the unit is complete. Certain electronic devices may be allowed for accommodations purposes only during testing. Contact your STC if you have questions regarding electronic devices.

Diní

T’ááshqóđí t’áádoo’ íits’a’í nahísóotą díí test binaaltsos nihitaashnih.

Distribute scratch paper, wooden No. 2 pencils, and approved accessibility/accommodations tools, if needed for certain students. Then, distribute all test materials (see required materials list above).

Diní

Unit 1 át’éego: Nízhí’ aląąjį’ dóó akéédéé’ígíí ádííliit díí naaltsos bee test ánilééhígíí bílátahdi Box A góne’.

Unit 2, éí doodago 3 át’éédąą’: Nízhí’ aląąjį’ dóó akéédóóígíí éí test booklet hódahgo bikáá’doo íishjáąħ dóó Box A yína’ídítkidígíí iinilaadoo.

Make sure that each student has written his or her name on the test booklet and answer document.

Instructions for Administering All Units

Dini

Label naaltsoos bibaḡḡhi chídaazti'ígíí bee Unit __ (fill in the appropriate unit) naaltsoos al áḡḡji' siltsoozíjji' ahíftáád dóó bik'ehgo binindíílnishígíí níníí'jjiigo yínishta'doo.

Dííjji' éí Unit __ (fill in the appropriate unit) grade wólta'di __ (fill in the appropriate grade level) Ahíná'iiltááh bíhoo'áḡ' bína'idíkidígíí. Bee ahína'iiltááhí éí ta' choidíí'jjiítda.

Na'idíkidígíí hazhó'ó yídííftah. Áádóó kót'éego ádííliít nínígíí bik'ehgo nanídíkidígíí binidíílnish. Naaltsoos bikáa'gi áts'íísigo nída'asdzoogíí t'áá át'é jiishííh bína'idíkidíi t'áá ákót'éhígíí ájiléehgo. Nída'asdzoogíí binaagóó doo bik'i nijizoda. T'áá' ákót'éhígíí' tahgo ániléehgo éí, k'éé'dííftchxqḡḡgo ts'ídá attso k'éé'dííftchxqḡḡ.

Na'idíkidígo ninaanish hazhó'ó íishjáán íínííngó baa hólne' nínígíí dó' t'áá' ákót'éego hazhó'ó' ádííliít áko ná bií íídóoltah. Response bá haz'ánígóne bína'idíkidígíí ájiiilaagíí t'éiyá yídóoltah dóó score ádoolnííft.

Bínanidéékídígíí doo nií bééhózingóó, éí na'idíkid náádi náána ta' binináánílnish. Doo hahígóó attso íinilaago, bínanidéékídígo ándeinílaagíí nídníí'jjií dóó na'idíkid bitis ííníyahígíí bininádíílnish t'áá díí unit ígíí T'ÉIYÁ. STOP níigo bikáa'ígíí bilááhgóó dahdóónáát lágo.

Naaltsoos aní' áád bik'ehgo' á' doolnííftígíí yídííltah.

Answer Grids kót'áó' ádííliít

1. Bína'idíkidígíí binanilnishgo béédi'dííftíí.
2. Béé'díínítánígíí wódahdi Grid bikáa'di dik'áḡgo sinilígíí bií'jji' ádííliít.
3. Number éí doodago symbol t'áátá'ígo dik'áḡgo naaznilígíí biyi'góne' ádadíliíft. Answer ádanile'go t'áá bita'góne' dik'áḡgo naaznilígíí biyi'góne' t'áadoo t'áágééd naaznilí.
4. Dik'áḡgo naaznilígíí biyaagi názbḡḡgo naaznil éí number éí doodago symbol hódahgo íinílaagíí bíghahgo bikáa'ígíí attso yidííshííft. Názbḡḡgo naaznilígíí yéego tizhingo attso yidííshííft.
5. Dik'áḡgo naaznilígíí doo choisíní'jjiídgóó biyaagi názbḡḡgo naaznilígíí doo ta' yidííshííftda.
6. Fractions ígíí' éí answer grid biyi'di doo ázhdoolííftda áko doo biífidóoltahda. Fractions ígíí' éí decimals go t'éí náyiilááh.
7. Kwe'é wóyadi bee ak'i'dííftííh biníyé Grid hazhó'ó hadil'ínígíí bikáa' ályaa.

Dini


Bik'ehgo test ánilééhígíí, directions, kojji' attso.

Test Booklet bií'di GO ON bikáago éí ahidííftaḡḡgo binanilnishdoo. Test booklet biyi'di STOP níigo bikáa'jji' ííníyáago, náásgóó DAHNÁÁDOÓDÁÁŁ lágo k'ad hodoo'niidgo índa.

Níléí board bikáa'gi GO ON dóó STOP ááh ha'nínígíí bee bik'idi'dootííft biníyé bikáa' ályaa.


Doo hahígóó attso í'inílaago dóó biníshínílnishígíí náníní'jji'go níla' bee yadidíílnih áko naaltsoos náhideeshḡḡh. Naaltsoos nihich'j' t'áḡ' níná'níligíí náhál áá'í éí doo nihitaah nídooníhda.

Read from OPTION A, B, or C below based on local policy (refer to your STC).

	OPTION A níízingo Naaltsoos nihich'j' t'áá' niná' nilígíí náhááá'go hazhó'ó t'áádo'ó íits'a'í soodáa doo Unit altsoh bíighah silj'j'.
	OPTION B níízingo Naaltsoos nihich'j' t'áá' niná'nilígíí náhá' áá'go índa nahgóó nihi'deeshnih.
	OPTION C níízingo Naaltsoos nihich'j' t'áá' niná'nilígíí náhááá'go índa nah góó naaltsoos ła' nó'jidoo Unit altsohgo bíighah azlj'j'.

	ła'ísh na'idótkid?
---	--------------------

Answer student questions.

	60 dah'alzhinj'j' díí unit altso' ádíí líít. Test ánílééhígíí altso bíighahj'j' 10 dah'alzhin yidziihgo nií hodeeshnih. Naaltsoos ánááhíltáád. K'ad nihinaanish ótééh.
---	--

Write the starting time and stopping time in the timing box (Figure 3.0 Timing Box Example).

Actively proctor while students are testing:

- Redirect students as necessary (Section 4.6.2).
- Collect test materials as students complete testing (Section 4.8.1).
- If students have questions about an item, tell them, "Do the best you can."
- If students indicate that a test item seems irregular, refer to Section 4.6.4.

Instructions for Taking a Break During Testing

The following are permitted during test administration at the discretion of the TA:

- One stretch break of up to three minutes for the entire classroom during testing for each unit. The stopping time should be adjusted by no more than three minutes if there is a stretch break.
- Individual restroom breaks during testing (do not adjust stop time).

The following security measures must be followed:

- Students must be supervised at all times during breaks.
- Test booklets and answer documents must be closed or covered.
- Students are not permitted to talk to each other during testing or breaks during testing.
- Students are not permitted to use electronic devices, play games or engage in activities that may compromise the validity of the test.

If taking a three-minute stand and stretch break during the unit:

Dini	Test binanilnishígíí ní' ánilééh, naaltsoos bik'i na'ízooígíí answer ádanile'ígíí bit ahih niniít, dóo test booklet bih niniít, dóo test booklet atch'j' ánilééh. Táá' dah'alzhinj' t'áadoo íts'a'í háádadiilyh. Doo yádajitida.
-------------	--

After taking a classroom break, ensure students open their test booklets and answer documents and continue testing where they left off.

Dini	Test booklet aq' ádanile dóo bina'idíkidígíí ádadíliit dóo test binanilnish k'ad.
-------------	---

Instructions for When 10 Minutes of Unit Time Remain

When 10 minutes of unit time remain,

Dini	10 dah'alzhin yidziih k'ad.
-------------	-----------------------------

Continue to actively proctor while students are testing.

Instructions for Ending the Unit

When the unit time is finished,

Dini	Nihinaanish ní' kólééh. K'ad test bá haz'ánígíí altso biighah azlji. Test booklet atch'j' ánilééh dóo bina'idíkidígíí ánilééh. Test Booklet dóo naaltsoos answers bikáá' ádanile'ígíí niniít, nízhi' daats'í bikáá'. K'ad Naaltsoos bee nihééhózinígíí dóo naaltsoos bikáá' na'adzooí náhideeshlah.
-------------	--

- Collect all test materials from students.
- Return all test materials to your STC. Report any missing materials and absent students.
- Report any testing irregularities to your STC.

If you are administering more than one unit in the same day, allow students to take a short break (e.g., restroom break, stretch break) or an extended break (e.g., lunch). Once students have returned and are seated, read the script to move onto the next unit.

4.11.2 Grade 6 and High School Mathematics – Unit 1

The administration script under Section 4.11.2 will be used for Unit 1 of the Grade 6 and high school mathematics assessments. Refer to section 4.11.4 for the administration script for Grades 6 and 8 Units 2 and 3 and high school Unit 2. The administration script for Unit 1 of the Grade 8 mathematics assessment can be found in Section 4.11.3.

On the first read through, TAs are required to adhere to the scripts provided in this manual for administering the CCRS summative assessment. Read word-for-word the bold instructions in each SAY box to students. You may not modify or paraphrase the wording in the SAY boxes. Some of the SAY boxes are outlined with a dashed line and should ONLY be read aloud if they are applicable to your students. Some directions may differ slightly by unit and are noted within the administration script.

Unit	Unit Testing Time	Required Materials	Start Time	Stop Time
Unit 1: Non-Calculator Section	Grade 6: 60 Minutes High School: 90 Minutes	<ul style="list-style-type: none"> • Test booklets • Answer documents • Mathematics reference sheets • Rulers and protractors (required for Grade 6) • Pencils • Scratch paper 		
Students Go On				
Unit 1: Calculator Section	<ul style="list-style-type: none"> • In addition to above, calculators 			
End of Unit 1 – Students Stop				

Instructions for Preparing to Test

Dini	<p>Dííyí éí Ahíná’iiltááh bíhwiinił’áq’ígíí bínánídíkídgo Dínóol’jít.</p> <p>Dahnahísóótánídi t’áá doolé’é atsi nilt’ish yee deiyíjeehígíí’ t’áá doo nidaahjaahí. Bee hane’í naah’áago bee hołne’, bee saad atch’j’ ál’ínígíí, dóó bee eda’alne’ígíí éí doo beehaz’áqada. Atsinilt’ish yee deiyíjeehígíí éí doo beehaz’áqada k’ad, béesh bee hane’éda, t’ááshqóđí anídaahgéés dóó nihí la’ bee yah doł níih. Atsinilt’ish yee deiyíjeehígíí dooda ha’nínígíí test baa na’aldeehgo, test íinilaaígíí doo yíđóoltaħda.</p>
-------------	--

If a student raises his or her hand, collect the electronic device (or follow your school DoDEA policy) and store it until the unit is complete. Certain electronic devices may be allowed for accommodations purposes only during testing. Contact your STC if you have questions regarding electronic devices.

Dini	<p>T’ááshqóđí t’áádo’ó’ íits’a’í nahísóótq’ díí test binaaltsoos nihitaashnih.</p>
-------------	---

Distribute scratch paper, wooden No. 2 pencils, and approved accessibility/accommodations tools, if needed for certain students. Then, distribute all test materials (see required materials list above).

Dini	<p>Test booklet hódahjigo nízhí’ aláqj’ dóó akéédóóígíí bikáá’ ánilééh dóó Box A góne’ yína’ídíłkídígíí ánilééh.</p>
-------------	---

Make sure that each student has written his or her name on the test booklet and answer document.

Instructions for Administering Unit 1

Dini

Label naaltsoos bibaąhgi chídaazti'ígíí bee Unit 1-góne'naaltsoos al áąj'j' siltsoozíj' ahítáád dóo bik'ehgo binidíílnishígíí níní'j'j'igo yínishta'doo.

Dííj'j' éi Unit 1-ígíí ____ wólta'góne' ahíná'iiltááh (fill in the appropriate/course) bindíílnish Unit 1 éi naaki a'ąą át'éego ałkéé' sinil. Áłtségóne' ánilééhígíí, section one, éi bee ahí'iiltááh, calculator doo choidíí'j'j'ida. Naakigóne' ánilééhígíí, section two, éi bee ahí'iiltááh, calculator choidíí'j'j'it. Bee ahí'iiltááh choo'ínígíí hahalzhishdóo éi naaltsoos ach'j' t' áą' niná'níit hahoolzhiizhgóo nát'áą' doo nízhdoodáałda. Unit 1-góne' bee ahína'iiltááh choo'j' dóo doo choo'j'j'igóo í'ílééhígíí éi t'áá áłah ádííliit oolkit bá hoo'a'góne.

Na'ídíkídígíí hazhó'ó yídííftah. Áádóo kót'éego ádííliit nínígíí bik'ehgo nanídíkídígíí binidíílnish. Naaltsoos bikáa'gi áłts'íisigo nída'asdzoóígíí t'áá át'é jiish'j'j'ih bína'ídíkídíi t'áá ákót'éhígíí ájiléehgo. Nída'asdzoóígíí binaagóo doo bik'i nijizoda. T'áá' ákót'éhígíí łahgo ániléehgo éi, k'éé'dííłchxqołgo ts'ída atso k'éé'dííłchxqoł.

Na'ídíkídigo ninaanish hazhó'ó íishjáán íínísingo baa hólne' nínígíí dó' t'áá' ákót'éego hazhó'ó' ádííliit áko ná bił íídóoltah. Response bá haz'ánígóne bína'ídíkídígíí ájiiłaaígíí t'éiyá yídóoltah dóo score ádoolníit.

Bínanídeékídígíí doo nił bééhózingóo, éi na'ídíkíd náádi náána ła' binináánilnish. Section áłtségóne'ígíí atso íinílaago éi answers ádeinílaaígíí nídnííł'j'j'it dóo díi sectiongóne' T'ÉIYÁ bína'ídíkídíi bookmark ádeinílaaígíí binanilnish. Bína'ídíkídíi, answer, ádeinílaaígíí atso náníní'j'j'igo éi bee athí'iil táhí choo'j'j'igo sectionj'j'í ánáádííłliit. Bee ahína'iiltááh, calculator choo'ínígíí baa yíníyáago yádidíílnih áko calculator ná áhoolníit.

Naaltsoos aní' áád bik'ehgo' á' doolnííftígíí yídíiltah.

Answer Grids kót'áo' ádííliit

1. Bína'ídíkídígíí binanilnishgo béédi'dííł'j'j'it.
2. Béé'díílnítánígíí wódahdi Grid bikáa'di dik'áągo sinilígíí bił'j'j' ádííliit.
3. Number éi doodago symbol t'áátá'igo dik'áągo naaznilígíí biyi'góne' ádadíliit. Answer ádanile'go t'áá bita'góne' dik'áągo naaznilígíí biyi'góne' t'áadoo t'áágééd naaznilí.
4. Dik'áągo naaznilígíí biyaagi názbąsgo naaznil éi number éi doodago symbol hódahgo íinílaaígíí biighahgo bikáa'ígíí atso yidíish'j'j'it. Názbąsgo naaznilígíí yéego łizhingo atso yidíish'j'j'it.
5. Dik'áągo naaznilígíí doo choisíní'j'j'igóo biyaagi názbąsgo naaznilígíí doo ła' yidíish'j'j'ida.
6. Fractions ígíí' éi answer grid biyi'di doo ázhoolíłda áko doo biłíídóoltahda. Fractions ígíí' éi decimals go t'éi náyiilááh.
7. Kwe'é wóyadi bee ak'í'díit'j'j'ih biníyé Grid hazhó'ó hadil'ínígíí bikáa' ályaa.

Grade 6 and High School Mathematics Unit 1

Dini


Bik'ehgo test ánilééhígíí, directions, koj'j' atso.

Test Booklet bił'di GO ON bikáago éi ahidííłtałgo binanilnishdoo. Test booklet biyi'di STOP níigo bikáa'j'j' ííníyáago, náąsgóo DAHNAÁDOÓDÁÁŁ łágo k'ad hodoo'niidgo índa.

Níléi board bikáa'gi GO ON dóo STOP ááh ha'nínígíí bee bik'idi'dool'j'j'it biníyé bikáa' ályaa.


T'áadoo hodina'í atsoh ádałtaago dóo díi bee ahíná'iiltááh, calculator, bee na'anish bá haz'ánígóne' binishoolnishígíí nídanóo'j'j'igo nihí la' bee yahdidoolnizh áádóo naaltsoos nihich'j' t'áą' niná'níłígíí náhideeshłah. Naaltsoos nihich'j' t'áą' niná'níłígíí náhal áá'í éi doo nihitaah nídoo'nihda.

Read from OPTION A, B, or C below based on local policy (refer to your STC).

	OPTION A nínízingo Naaltsoos nihich’j’ t’áá’ niná’ nilígíí náhálaá’go hazhó’ó t’áádo’ó íits’a’í soodáa doo Unit attsoh bíghah silj’j’.
	OPTION B nínízingo Naaltsoos nihich’j’ t’áá’ niná’nilígíí náhál áá’go índa nahgóó nihi’deeshnih.
	OPTION C nínízingo Naaltsoos nihich’j’ t’áá’ niná’nilígíí náhálaá’go índa nah góó naaltsoos ła’ nó’jidoo Unit attsohgo bíghah azlj’j’.

	ła’ísh na’ídótkid?
---	--------------------

Answer student questions.

	Kónízahj’ ná hoo’a’ . . . <ul style="list-style-type: none"> • Hastáá wólta’di: Hastádiin dah’alzhiinj’ • Hodahgo ólta’: Nááhást’édiin dah’alzhiinj’ . . . hodidoonaal bee íná’iiltáhi choo’jigo dóo doo choo’jigo á’jiil’jijhígíí bá haz’áá’góné’ díí unit – góné’. Test bá hoo’a’ígíí naadiin dah’alzhiin yidziingo calculator choo’jigo bee haz’áníjí binanilnish dideeshniit, t’ahdo’ó áajj’ aninááh ládáá. Test ánilééhígíí attso bíghahj’ neeznáá dah’alzhiin yidziingo niif hodeeshnih. K’ad nihinaanish ólééh.
---	--

Write the starting time and stopping time in the timing box (Figure 3.0 Timing Box Example).

Actively proctor while students are testing:

- Redirect students as necessary (Section 4.6.2).
- Once students reach the first stop sign in their test booklet (below the stop sign, the test booklet will state: “You have come to the end of the non-calculator section in Unit 1 of the test”), ensure students are moving on to the calculator section.
- Distribute grade/course-appropriate/accommodations appropriate calculators when students complete the non-calculator section (refer to Sections 4.2 and 4.3 for more information).
- Collect test materials as students complete testing (Section 4.8.1).
- If students have questions about an item, tell them, “Do the best you can.”
- If students indicate that a test item seems irregular, refer to Section 4.6.4.

Instructions for Taking a Break During Testing

The following are permitted during test administration at the discretion of the TA:

- One stretch break of up to three minutes for the entire classroom during testing for each unit. The stopping time should be adjusted by no more than three minutes if there is a stretch break.
- Individual restroom breaks during testing (do not adjust stop time).

The following security measures must be followed:

- Students must be supervised at all times during breaks.
- Test booklets and answer documents must be closed or covered.
- Students are **not permitted to talk to each other** during testing or breaks during testing.
- Students are not permitted to use electronic devices, play games or engage in activities that may compromise the validity of the test.

If taking a three-minute stand and stretch break during the unit:

Dini	Test binanilnishígíí ní' ánilééh, naaltsoos bik'i na'ízoogíí answer ádanile'ígíí bił ahih niníít, dóó test booklet bih niníít, dóó test booklet atch'j' ánilééh. Táá' dah'alzhinji' t'áadoo íts'a'í háádadiilyh. Doo yádajilti'da.
-------------	--

After taking a classroom break, ensure students open their test booklets and answer documents and continue testing where they left off.

Dini	Test booklet aq' ádanile dóó bína'idíkidígíí ádadíliit dóó test binanilnish k'ad.
-------------	---

Instructions for When 20 Minutes of Unit Time Remain

When 20 minutes of unit time remain,

Dini	Naadiin dah'alzhin yidziih k'ad. Béénilnih, calculator doo choo'jidago section dóó calculator t'áá choo'jigo section, t'áá álah attso binidílnish oolkitgo bá hoo'a'góné'.
-------------	--

Instructions for When 10 Minutes of Unit Time Remain

When 10 minutes of unit time remain,

Dini	10 dah'alzhin yidziih k'ad.
-------------	-----------------------------

Continue to actively proctor while students are testing.

Instructions for Ending the Unit

When the unit time is finished, read the following optional SAY box if there are students with test materials.

Dini	Nihinaanish ní' kótééh. K'ad test bá haz'ánigíí attso biighah azłł. Test booklet atch'j' ánilééh dóó bína'idíkidígíí ánilééh. Test Booklet dóó naaltsoos answers bikáá' ádanile'ígíí niníít'j, nízhi' daats'í bikáá'. K'ad Naaltsoos bee nihééhózinígíí dóó naaltsoos bikáá' na'adzoóí náhideeshlah.
-------------	---

- Collect all test materials from students.
- Return all test materials to your STC. Report any missing materials and absent students.
- Report any testing irregularities to your STC.

If you are administering more than one unit in the same day, allow students to take a short break (e.g., restroom break, stretch break) or an extended break (e.g., lunch). Once students have returned and are seated, read the script to move onto the next unit.

4.11.3 Grade 8 Mathematics – Unit 1

The administration script under Section 4.11.3 will be used for Unit 1 of the Grade 8 mathematics assessment. Refer to section 4.11.4 for the administration script for Grades 6 and 8 Units 2 and 3 and high school Unit 2. The administration script for Unit 1 of Grade 6 and high school mathematics assessment can be found in Section 4.11.2.

On the first read through, TAs are required to adhere to the scripts provided in this manual for administering the CCRS summative assessment. Read word-for-word the bold instructions in each SAY box to students. You may not modify or paraphrase the wording in the SAY boxes. Some of the SAY boxes are outlined with a dashed line and should ONLY be read aloud if they are applicable to your students. Some directions may differ slightly by unit and are noted within the administration script.

Unit	Unit Testing Time	Required Materials	Start Time	Stop Time
Unit 1	Grade 8: 60 Minutes	<ul style="list-style-type: none"> • Test booklets • Answer documents • Mathematics reference sheets • Rulers • Pencils • Scratch paper 		
End of Unit 1 – Students Stop				

Instructions for Preparing to Test

Dini	<p>Dííjį́ éí Ahíná’iiltááh bíhwiinił’áą’ígíí bínanídíkidgo Dínool’jį́ł.</p> <p>Dahnahísóótánídi t’áá dool’é atsi nilt’ish yee deiyíjeehígíí’ t’áá doo nidaahjaahí. Bee hane’í naah’áago bee hołne’, bee saad atch’j’ ál’ínígíí, dóó bee eda’alne’ígíí éí doo beehaz’áąda. Atsinilt’ish yee deiyíjeehígíí éí doo beehaz’áąda k’ad, béesh bee hane’éda, t’ááshqódí anídaahgéés dóó nihí la’ bee yah doł nííh. Atsinilt’ish yee deiyíjeehígíí dooda ha’nínígíí test baa na’aldeehgo, test ínilaaígíí doo yídóoltaħda.</p>
-------------	--

If a student raises his or her hand, collect the electronic device (or follow your school DoDEA policy) and store it until the unit is complete. Certain electronic devices may be allowed for accommodations purposes only during testing. Contact your STC if you have questions regarding electronic devices.

Dini	<p>T’ááshqódí t’áádoó’ íits’a’í nahísóotą díí test binaaltsoos nihitaashniih.</p>
-------------	--

Distribute scratch paper, wooden No. 2 pencils, and approved accessibility/accommodations tools, if needed for certain students. Then, distribute all test materials (see required materials list above).

Dini	<p>Test booklet hódahjigo nízhi’ aląąjį’ dóó akéédóóígíí bikáá’ ánilééh dóó Box A góne’ yína’ídíłkidígíí ánilééh.</p>
-------------	--

Make sure that each student has written his or her name on the test booklet and answer document.

Instructions for Administering Unit 1

Dini

Label naaltsoos bibaahgi chidaazti'igii bee Unit 1-gone'naaltsoos al a'ajj' siltsoozijj' ahitaad doo bik'ehgo binidiilnishigii niniit'ijigo yinishta'doo.

Diiijj' ee Unit __ (fill in the appropriate unit) grade wolta'di __ (fill in the appropriate grade level) Ahina'iiltah bihoo'a'q' bina'idikidigii. Bee ahina'iiltahi choinit'ijigo bee na haz'a.

Na'idikidigii hazho'o yidiiltah. Aadoo kot'eeego adiiilit niniigii bik'ehgo nanidikidigii binidiilnish. Naaltsoos bikaa'gi aats'isigo nida'asdooigii t'aa at'e jiishijh bina'idikidii t'aa akot'ehigii ajileehgo. Nida'asdooigii binaagoo doo bik'i nijzoda. T'aa akot'ehigii tahgo anileehgo ee, k'ee'diit'chxoggo ts'ida altso k'ee'diit'chxoggo.

Na'idikidgo ninaanish hazho'o iishjaan inisingo baa holne' niniigii doo t'aa akot'eeego hazho'o adiiilit ako na biit'iidolta. Response ba haz'anigone bina'idikidigii ajilaaigii t'eiyaa yidolta doo score adoolniit.

Binanideekidigii doo nit' beehozingoo, ee na'idikid naadi naana ta' bininaanish. Doo hahigoo attso iinilaago, binanideekidgo anideinilaagii nidiniit'ijj' doo na'idikid bitis iniyahigii bininadiilnish t'aa dii unit igii T'EIVAA. STOP niigo bikaa'igii bilaa'hgoo dahdoonaa' lago.

Naaltsoos anii' aad bik'ehgo' a' doolnii'igii yidiiltah.

Answer Grids kot'ao' adiiilit

1. Bina'idikidigii binanilnishgo beedi'diit'ijj'.
2. Beedi'iniitanigii wodaadi Grid bikaa'di dik'agoo siniligii biit'ijj' adiiilit.
3. Number ee doodago symbol t'aaata'igo dik'agoo naazniligii biyi'gone' adadiilii. Answer adanile'go t'aa bita'gone' dik'agoo naazniligii biyi'gone' t'aaadoo t'aa'geed naaznilii.
4. Dik'agoo naazniligii biyaagi nazbasgo naaznil ee number ee doodago symbol hodaago iinilaagii biighahgo bikaa'igii attso yidiishijj'. Nazbasgo naazniligii yeego tizhingo attso yidiishijj'.
5. Dik'agoo naazniligii doo choinit'ijj'igoo biyaagi nazbasgo naazniligii doo ta' yidiishijj'ida.
6. Fractions igii' ee answer grid biyi'di doo azhdooliitda ako doo biit'iidolta. Fractions igii' ee decimals go t'ee nayiilaah.
7. Kwe'e woyadi bee ak'i'diit'ijh biniiye Grid hazho'o hadil'inigii bikaa' alyaa.

Dini


Bik'ehgo test anileehigii, directions, kojij' attso.

Test Booklet biit'di GO ON bikaa'go ee ahidiit'atgo binanilnishdoo. Test booklet biyi'di STOP niigo bikaa'ijj' iiniyaago, naasgoo DAHNAAADOODAA' lago k'ad hodooniidgo inda.

Nilei board bikaa'gi GO ON doo STOP aah ha'ninigii bee bik'idi'doot'ijj' biniiye bikaa' alyaa.


Doo hahigoo attso i'inilaago doo binishinilnishigii naninil'ijj'go nila' bee yadidiilnih ako naaltsoos nahideeshah. Naaltsoos nihich'j' t'aa'q' ninaniligii nahal aa'ee ee doo nihitaah nidoo'nihda.

Read from OPTION A, B, or C below based on local policy (refer to your STC).

	OPTION A nínízingo Naaltsoos nihich’j’ t’áá’ niná’ nilígíí náháláá’go hazhó’ó t’áádoo’ íits’a’í soodáa doo Unit altsoh bíighah siljji’j’.
	OPTION B nínízingo Naaltsoos nihich’j’ t’áá’ niná’nilígíí náhál áá’go índa nahgóó nihi’deeshnih.
	OPTION C nínízingo Naaltsoos nihich’j’ t’áá’ niná’nilígíí náháláá’go índa nah góó naaltsoos ła’ nóñjidoo Unit altsohgo bíighah azlji’j’.

	ła’ish na’ídółkid?
---	--------------------

Answer student questions.

	60 dah’alzhiñji’ díí unit altso’ ádíí líí. Test ánílééhígíí altso bíighahji’ 10 dah’alzhiñ yidziihgo nił hodeeshnih. Naaltsoos ánááhíłtáád. K’ad nihinaanish ótééh.
---	---

Write the starting time and stopping time in the timing box (Figure 3.0 Timing Box Example).

Actively proctor while students are testing:

- Redirect students as necessary (Section 4.6.2).
- Collect test materials as students complete testing (Section 4.8.1).
- If students have questions about an item, tell them, “Do the best you can.”
- If students indicate that a test item seems irregular, refer to Section 4.6.4.

Instructions for Taking a Break During Testing

The following are permitted during test administration at the discretion of the TA:

- One stretch break of up to three minutes for the entire classroom during testing for each unit. The stopping time should be adjusted by no more than three minutes if there is a stretch break.
- Individual restroom breaks during testing (do not adjust stop time).

The following security measures must be followed:

- Students must be supervised at all times during breaks.
- Test booklets and answer documents must be closed or covered.
- Students are not permitted to talk to each other during testing or breaks during testing.
- Students are not permitted to use electronic devices, play games or engage in activities that may compromise the validity of the test.

If taking a three-minute stand and stretch break during the unit:

Diní Test binanilnishígíí ní' ánilééh, naaltsos bik'i na'ízooígíí answer ádanile'ígíí bit ahiih niniít, dóo test booklet biih niniít, dóo test booklet atch'j' ánilééh. Táá' dah'alzhinj' t'áadoo íts'a'í háádadiilyh. Doo yádajiti'da.

After taking a classroom break, ensure students open their test booklets and answer documents and continue testing where they left off.

Diní Test booklet aq' ádanile dóo bína'idíkidígíí ádadíliit dóo test binanilnish k'ad.

Instructions for When 10 Minutes of Unit Time Remain

When 10 minutes of unit time remain,

Diní 10 dah'alzhin yidziih k'ad.

Continue to actively proctor while students are testing.

Instructions for Ending the Unit

When the unit time is finished,

Diní Nihinaanish ní' kótééh. K'ad test bá haz'ánígíí altso biighah azlji. Test booklet atch'j' ánilééh dóo bína'idíkidígíí ánilééh.
Test Booklet dóo naaltsos answers bikáá' ádanile'ígíí niniít, nízhi' daats'í bikáá'. K'ad Naaltsos bee nihééhózinígíí dóo naaltsos bikáá' na'adzooí náhideeshlah.

- Collect all test materials from students.
- Return all test materials to your STC. Report any missing materials and absent students.
- Report any testing irregularities to your STC.


If you are administering more than one unit in the same day, allow students to take a short break (e.g., restroom break, stretch break) or an extended break (e.g., lunch). Once students have returned and are seated, read the script to move onto the next unit.

4.11.4 Grades 6 and 8 Mathematics – Units 2 and 3 and High School Mathematics – Unit 2

The administration script under Section 4.11.4 will be used for Grades 6 and 8 Units 2 and 3 and High School Unit 2. Refer to section 4.11.2 for Grade 6 and high school Unit 1. Test administration scripts for Grade 8 Unit 1 are in Section 4.11.3.

Unit	Unit Testing Time	Required Materials	Start Time	Stop Time
Units 2 and 3: Grades 6 and 8	Grades 6 and 8: 60 Minutes	<ul style="list-style-type: none"> • Test booklets • Answer documents • Mathematics reference sheets • Pencils • Scratch paper • Calculator • Rulers (required for Grades 6 and 8) • Protractors (required for Grade 6) 		
Unit 2: High School	High School: 90 Minutes			
End of all units – Students Stop				

Instructions for Preparing to Test


 <p>Dini</p>	<p>Díííí éí Ahíná’iiltááh bíhwiiniit’áá’ígíí bínanídíkidgo Dínool’jít.</p> <p>Dahnahísóótánídi t’áá dool’éé atsi nilt’ish yee deiyíjeehígíí’ t’áá doo nidaahjaahí. Bee hane’í naah’áago bee ho’ne’, bee saad atch’j’ ál’ínígíí, dóó bee eda’alne’ígíí éí doo beehaz’áqada. Atsinilt’ish yee deiyíjeehígíí éí doo beehaz’áqada k’ad, béesh bee hane’éda, t’ááshqódí anídaahgées dóó nihí la’ bee yah do’ nííh. Atsinilt’ish yee deiyíjeehígíí dooda ha’nínígíí test baa na’aldeehgo, test ínilaaígíí doo yídóolta’da.</p>
--	--

If a student raises his or her hand, collect the electronic device (or follow your school DoDEA policy) and store it until the unit is complete. Certain electronic devices may be allowed for accommodations purposes only during testing. Contact your STC if you have questions regarding electronic devices.

 <p>Dini</p>	<p>T’ááshqódí t’ááadoo’ íits’a’í nahísóotá díí test binaaltsoos nihitaashnih.</p>
--	--

Remember that students wrote their names on their test booklets and answer documents in the previous unit.

Distribute scratch paper, wooden No. 2 pencils, and approved accessibility/accommodations tools, if needed for certain students. Then, distribute all test materials (see required materials list above).

 <p>Dini</p>	<p>Nízhí’ aláajj’ dóó akéédóóígíí éí test booklet hódahgo dóó naaltsoos answers bikáá’ ádanile’ígíí bikáá’doo íishjáqáh.</p> <p>(Áttsé.)</p> <p>Test Booklet dóó naaltsoos answers bikáá’ádaalne’í doo nízhí’ bikáá’góó éí yadidílnih.</p>
--	---

Make sure that each student has received their own test booklet and answer document. If necessary, assist students with making sure they are using the test booklet and answer document that belong to them.

Instructions for Administering Each Unit

Dini

Label naaltsoos bibaḡḡhi chídaazti'ígíí bee Unit __ (fill in the appropriate unit) naaltsoos al áḡḡ' siltsoozíj' ahíftáád dóo bik'ehgo binindílnishígíí níníft'jigo yínishta'doo.

Dííj' éi Unit __ (fill in the appropriate unit) grade wólta'di __ (fill in the appropriate grade level) Ahíná'iiltááh bíhoo'áḡ' bína'idíkidígíí. Bee áhíná'iiltááhí choíníft'jigo bee ná haz'á.

Na'idíkidígíí hazhó'ó yídííftah. Áádóo kót'éego ádííliít nínígíí bik'ehgo nanídíkidígíí binidílnish. Naaltsoos bikáa'gi áts'ísigo nída'asdzoogíí t'áá át'é jiishj' bína'idíkidíi t'áá ákót'éhígíí ájíléehego. Nída'asdzoogíí binaagóo doo bik'i nijizoda. T'áá' ákót'éhígíí' tahgo áníleehego éi, k'éé'dííft'chxqoḡgo ts'ídá altso k'éé'dííft'chxqoḡ.

Na'idíkidigo ninaanish hazhó'ó íishjáán íínisingo baa hólne' nínígíí dó' t'áá' ákót'éego hazhó'ó' ádííliít áko ná bií íídóoltah. Response bá haz'ánígóne bína'idíkidígíí ájiilaaígíí t'éiyá yídóoltah dóo score ádoolníít.

Bínanídeekidígíí doo nií bééhózingóo, éi na'idíkid náádi náána' ta' binináánílnish. Doo hahígóo attso ínilaago, bínanídeekidigo ánídeinilaaígíí nídínííft'j'it dóo na'idíkid bitis ííníyahígíí bininááílnish t'áá díí unit ígíí T'ÉIYÁ. STOP níigo bikáa'ígíí bilááhgóo dahdónáát lágo.

Naaltsoos aní' áád bik'ehgo' á' doolnííft'ígíí yídííltah.

Answer Grids kót'áó' ádííliít

1. Bína'idíkidígíí binanilnishgo béédi'dííft'j'it.
2. Béé'díínítánígíí wódahdi Grid bikáa'di dik'áḡgo sinilígíí bií'j'í' ádííliít.
3. Number éi doodago symbol t'áátá'ígo dik'áḡgo naaznilígíí biyi'góne' ádadíliíft. Answer ádanile'go t'áá bita'góne' dik'áḡgo naaznilígíí biyi'góne' t'áadoo t'áágééd naaznilí.
4. Dik'áḡgo naaznilígíí biyaagi nábḡḡgo naaznil éi number éi doodago symbol hódahgo ínilaaígíí bíghahgo bikáa'ígíí attso yidííshj'it. Nábḡḡgo naaznilígíí yéego tizhingo attso yidííshj'it.
5. Dik'áḡgo naaznilígíí doo choisíníft'j'itgóo biyaagi nábḡḡgo naaznilígíí doo ta' yidííshj'itda.
6. Fractions ígíí' éi answer grid biyi'di doo ázhdoolíftda áko doo bíííft'j'itda. Fractions ígíí' éi decimals go t'éi náyiilááh.
7. Kwe'é wóyadi bee ak'í'dííft'j'it biyiyé Grid hazhó'ó hadil'ínígíí bikáa' ályaa.

Dini


Bik'ehgo test áníleehígíí, directions, koj'í' attso.

Test Booklet bií'di GO ON bikáago éi ahidíft'atgo binanilnishdoo. Test booklet biyi'di STOP níigo bikáa'j'í' ííníyáago, náásgóo DAHNÁÁDOODÁÁŁ lágo k'ad hodooníidgo índa.

Níléi board bikáa'gi GO ON dóo STOP ááh ha'nínígíí bee bik'idi'doot'j'it biyiyé bikáa' ályaa.

T'áadoo bíghah aleehé díí unit attsoh ádaaftaago dóo béé'da'dootánígíí, answers, nídanoof'j'itgo nihí la' bee yahdidoolnih áádóo naaltsoos nihich'j' t'áḡ' niná' nilígíí náhideeshftah. Naaltsoos nihich'j' t'áḡ' niná' nilígíí náhál áá'í éi doo nihitaah nídoonihda.


Read from OPTION A, B, or C below based on local policy (refer to your STC).

	OPTION A nínízingo Naaltsoos nihich’j’ t’áá’ niná’ nilígíí náháláá’go hazhó’ó t’áádo’ó ííts’a’í soodáa doo Unit altsoh bíghah sílji’j’.
	OPTION B nínízingo Naaltsoos nihich’j’ t’áá’ niná’nilígíí náhál áá’go índa nahgóó nihi’deeshnih.
	OPTION C nínízingo Naaltsoos nihich’j’ t’áá’ niná’nilígíí náháláá’go índa nah góó naaltsoos ła’ nófjidoo Unit altsohgo bíghah azlji’j’.


	ła’ísh na’ídółkid?
---	--------------------

Answer student questions.

Instructions for High School

	90 dah’alzhinji’ díí unit altso’ ádíí líít. Test ánilééhígíí altso bíghahji’ 10 dah’alzhin yidziihgo nił hodeeshnih. K’ad nihinaanish ótééh.
---	---

Instructions for Grades 6-8

	60 dah’alzhinji’ díí unit altso’ ádíí líít. Test ánilééhígíí altso bíghahji’ 10 dah’alzhin yidziihgo nił hodeeshnih. K’ad nihinaanish ótééh.
---	---

Write the starting time and stopping time in the timing box (Figure 3.0 Timing Box Example).

Actively proctor while students are testing:

- Redirect students as necessary (Section 4.6.2).
- Collect test materials as students complete testing (Section 4.8.1).
- If students have questions about an item, tell them, “Do the best you can.”
- If students indicate that a test item seems irregular, refer to Section 4.6.4.

Instructions for Taking a Break During Testing

The following are permitted during test administration at the discretion of the TA:

- One stretch break of up to three minutes for the entire classroom during testing for each unit. The stopping time should be adjusted by no more than three minutes if there is a stretch break.
- Individual restroom breaks during testing (do not adjust stop time).

The following security measures must be followed:

- Students must be supervised at all times during breaks.
- Test booklets must be closed or covered.

- Students are **not permitted to talk to each other** during testing or breaks during testing.
- Students are not permitted to use electronic devices, play games, or engage in activities that may violate the validity of the test.

If taking a three-minute stand and stretch break during the unit:

Dini Test binanilnishígíí ní' ánilééh, naaltsoos bik'i na'ízoóígíí answer ádanile'ígíí bił ahih niniít, dóó test booklet biih niniít, dóó test booklet atch'j' ánilééh. Táá' dah'alzhinji' t'áadoo íts'a'í háádadiilyh. Doo yádajiti'da.

After taking a classroom break, ensure students open their test booklets and answer documents and continue testing where they left off.

Dini Test booklets aq'ádanile dóó bina'idíkidígíí ádadíiliit dóó test binanilnish k'ad.

Instructions for When 10 Minutes of Unit Time Remain

When 10 minutes of unit time remain,

Dini 10 dah'alzhin yidziih k'ad.

Continue to actively proctor while students are testing.

Instructions for Ending the Unit

When the unit time is finished,

Dini Nihinaanish ní' kótééh. K'ad test bá haz'ánígíí atso biighah azłi. Test booklet atch'j' ánilééh dóó bina'idíkidígíí ánilééh.
 Test Booklet dóó naaltsoos answers bikáá' ádanile'ígíí niniít'j, nízhi' daats'í bikáá'. K'ad Naaltsoos bee nihééhózinígíí dóó naaltsoos bikáá' na'adzoóí náhideeshlah.

- Collect all test materials from students.
- Return all test materials to your STC. Report any missing materials and absent students.
- Report any testing irregularities to your STC.

If you are administering more than one unit in the same day, allow students to take a short break (e.g., restroom break, stretch break) or extended break (e.g., lunch). Once students have returned and are seated, read the script to move on to the next unit.